


2020



Arizona Form 140

Resident Personal Income Tax Booklet

This Booklet Contains:

- Form 140 – Resident Personal Income Tax Return
- Form 140 Schedule A – Itemized Deduction Adjustments
- Form 204 – Extension Request

Where's my Refund?

Check your refund status at
www.AZTaxes.gov

Who can use Arizona Form 140?

You, and your spouse if married filing a joint return, may file Form 140 only if you are full year residents of Arizona.

You must use Form 140 rather than Form 140A or Form 140EZ to file for 2020 if any of the following apply to you.

- Your Arizona taxable income is **\$50,000 or more**.
- You received active duty military pay as a member of the U.S. Armed Forces.
- You received pay for active service as a reservist or a National Guard member.
- You are making adjustments to income.
- You itemize deductions.
- You claim tax credits other than the family income tax credit, the property tax credit or the credit for increased excise taxes.
- You are claiming estimated payments.

View your 1099-G online at AZTaxes.gov

1099-Gs will no longer be mailed; print a copy of your 1099-G online at AZTaxes.gov

Before using paper,
consider



FILE ONLINE!

Fast: Faster processing of your refund and money in your account sooner.

Accurate: Fewer errors than paper forms. Online programs make it easy to ensure you don't miss anything important.

Affordable: If you qualify, it's free.

Paperless: Help the environment by reducing the paper usage.



Pay your taxes by credit card!

American Express • Visa • Discover Card • MasterCard

CAUTION

The federal adjusted gross income that you use on your Arizona return may not be the same as the federal adjusted gross income from your federal tax return. Also, the federal Schedule A deductions used on the Arizona return may be different from the federal Schedule A deductions taken on your federal return.

Each year the Arizona State Legislature considers if they will adopt changes made

to the federal tax law during the prior year. These forms assume the Legislature will adopt all federal law changes made after January 1, 2020. If you use the amounts from your 2020 federal tax return to complete your Arizona return and the Legislature does not adopt the 2020 federal changes, you may have to amend your return at a later date for any difference between Arizona and federal law. For more details, visit www.azdor.gov and click on the link for 2020 conformity.

Notice

As a rule, the starting point for your Arizona return is your federal adjusted gross income. To take itemized deductions, you must start with the amount shown on the federal Schedule A. This is the case for 2020, except for changes Congress made to the federal tax code during 2020 if either of the following apply:

1. The changes affect how you figure your federal adjusted gross income

OR

2. The changes affect how you figure your itemized deductions.

When federal changes are made, the Arizona legislature must adopt those changes if the Arizona starting points are to be kept the same. The legislature will address this issue when it is in session during 2021. We must publish these forms before this issue will be addressed by the legislature. When we went to print, Arizona had not yet adopted any federal tax law changes made after January 1, 2020.

What does this mean to you? It means that if any of the federal law changes made in 2020 apply to your 2020 return, you can opt to file your 2020 return using one of the following methods:

1. *You can wait and file your 2020 return after this issue has been addressed.*

To do this, you may need to ask for a filing extension. You must pay 90% of the tax due by the due date of the return before any extension.

2. *You can file your 2020 return assuming that the federal law changes will be adopted.* The 2020 tax forms make this assumption.

If you opt for method 2, one of the following will apply:

- If Arizona adopts the federal changes, you do not have to do anything more.
 - If Arizona does not adopt all the changes, you may need to amend your 2020 Arizona return. Your amended return will have to show the difference between the Arizona law and the federal law. If this happens, we will post more details on our conformity webpage at <https://azdor.gov/legal/conformity-irc>.
 - Generally, no penalties or interest will be assessed on these amended returns, if you follow the Department's instructions and pay any tax due when you file your original 2020 return and you file and pay the required amended return by the extended due date of your 2021 return.
3. *You can file your 2020 return assuming that we will not adopt the federal law changes.* If you opt for this method, you will have to do all of the following:

If you opt for method 3, one of the following will apply:

- If Arizona does not adopt the changes, you do not have to do anything more.
- If Arizona adopts the changes, you may need to amend your 2020 Arizona return. Your amended return will have to show the difference between what you reported and what you should have reported. If this happens, we will post more details on our conformity webpage at <https://azdor.gov/legal/conformity-irc>.

Due date for calendar year filers

Your 2020 individual income tax return is due by midnight on April 15, 2021. If you file under a valid extension, your extended due date to file your income tax return is October 15, 2021.

Itemized Deductions

Recent legislation amended Arizona Revised Statutes § 43-1042, relating to the allowable deduction for state income taxes paid.

Taxpayers itemizing deductions on their Arizona income tax return and claimed charitable contributions as a state tax payment on their federal 1040 Schedule A are required to make an adjustment for the amount of charitable contributions taken as a state tax payment claimed on the taxpayer's federal itemized deductions (Form 1040 Schedule A).

2020 Arizona Standard Deduction Amounts Adjusted

The 2020 Arizona standard deduction amounts are:

- \$12,400 for a single taxpayer or a married taxpayer filing a separate return;
- \$24,800 for a married couple filing a joint return; and
- \$18,650 for individuals filing a head of household return.

Standard Deduction Increase for Charitable Contributions (New Adjustment)

Taxpayers who did not itemize deductions on their federal return and who elect to take the standard deduction on the Arizona tax return and claim the allowable standard deduction increase must reduce the total amount of the 2020 qualifying charitable contributions by the amount for which the taxpayers took the allowable deduction on their federal return.

2020 Individual Income Tax Brackets Adjusted for Inflation

For 2020, the Arizona individual income tax brackets on Tax Table X & Y were adjusted for inflation.

The 2020 Optional Tax Table (for taxpayers with taxable income less than \$50,000) was also adjusted for inflation. For specific amounts, see the Optional Tax Table and Tax Table X & Y.

Credit for Contributions to Private School Tuition Organizations (Form 323)

The allowable current year credit for contributions to private school tuition organizations was adjusted for inflation purposes. For 2020, the maximum current year credit is:

- \$593 for single and head of household taxpayers
- \$1,186 for married taxpayers filing a joint return

Credit for Contributions Made to Certified School Tuition Organizations (Form 348)

The allowable current year credit for contributions to a certified school tuition organization was adjusted for inflation purposes. For 2020, the maximum current year credit is:

- \$590 for single and head of household taxpayers
- \$1,179 for married taxpayers filing a joint return

Tax Credits Available

Over 100,000 eligible Arizona families failed to receive thousands of dollars in tax credits because they did not file a tax return. **You may qualify for these special credits when you file your state and federal taxes.**

Tax Year 2020 Federal Earned Income Tax Credit Eligibility Table		
Number of Qualifying Children	Earned Income (less than)	Maximum Credit
0*	\$15,820 (\$21,710 if MFJ)	\$538
1	\$41,756 (\$47,646 if MFJ)	\$3,584
2	\$47,440 (\$53,330 if MFJ)	\$5,920
3 or more	\$50,954 (\$56,844 if MFJ)	\$6,660

*your age 25 - 64

MFJ = Married Filed Jointly

Tax Year 2020 Federal Child Tax Credit Eligibility Table	
Qualifications	Maximum Credit Amount Per Qualifying Child
Children under the age of 17 years at the end of the 2020 tax year	\$2,000 per child

Parents and children must have Social Security Number or ITIN (Individual Taxpayer Identification Number) to claim credit.

Do you qualify for the Arizona Family Tax Credit and/or Dependent Tax Credit?
To determine if you qualify to claim the Arizona Family Tax Credit and/or the Dependent Tax Credit, see the instructions for Forms 140, 140A, 140EZ and 140PY. Nonresidents filing Form 140NR cannot claim the Arizona Family Tax Credit but you may still qualify to claim the Dependent Tax Credit.

Arizona Increased Excise Tax Credit Eligibility Table	
Qualifications	Income
Eligibility depends on Arizona residency and filing status	\$25,000 or less per year

<p>To Qualify!</p> <p>You must file your state and federal taxes</p>
<p>How To File!</p> <p>Get your taxes prepared FREE at one of the community tax assistance sites. The sites will also e-file your taxes; that means a FREE FAST REFUND.</p>
<p>Where To File!</p> <p>For locations call2-1-1 within Arizona From anywhere (877) 211-8661 TDD/TTY AZ Relay 7-1-1 or (800) 367-8939 Website: www.211arizona.org</p>
<p>Earn it! Keep it! Save it!</p> <ul style="list-style-type: none"> • Save for a House • Save for a Car • Save for a College Education

2020 Resident Personal Income Tax Return

For information or help, call one of the numbers listed:

Phoenix (602) 255-3381
From area codes 520 and 928, toll-free (800) 352-4090

Tax forms, instructions, and other tax information

If you need tax forms, instructions, and other tax information, go to the department's website at www.azdor.gov.

Income Tax Procedures and Rulings

These instructions may refer to the department's income tax procedures and rulings for more information. To view or print these, go to our website and click on *Reports and Legal Research* then click on *Legal Research* and select a *Document Type* and *Category* from the drop down menus.

Publications

To view or print the department's publications, go to our website and click on *Reports and Legal Research* and then click on *Publications*.

e-file

Leave the Paper Behind - e-file!

- **Quicker Refunds**
- **Accurate**
- **Proof of Acceptance**
- **Free ****

No more paper, math errors, or mailing delays when you *e-file*!

Get your refund quicker with direct deposit.

E-file today, pay by April 15, 2021, to avoid penalties and interest.

E-file through an authorized IRS/DOR *e-file* provider or by using your personal computer and the Internet.

Visit our website at www.azdor.gov for a listing of approved *e-file* providers and on-line filing sources.

** For free *e-file* requirements, check out our website at www.azdor.gov.

AVOID PROCESSING DELAYS: *Are you mailing your Arizona income tax return? If you are mailing your return to the department, see page 26 for assembly order (form sequence) information.*

Who Must Use Form 140?

You (and your spouse, if married filing a joint return) may file Form 140 only if both of you are full year residents of Arizona.

You **must** use Form 140 rather than Form 140A or Form 140EZ to file for 2020 if any of the following apply to you:

- Your Arizona **taxable income** is \$50,000 or more, regardless of filing status.
- You are making adjustments to income.
- You itemize deductions.

- You claim tax credits other than the family income tax credit, the credit for increased excise taxes, or the property tax credit.
- You are claiming estimated payments.

Do You Have to File?

Arizona Filing Requirements These rules apply to all Arizona taxpayers.	
You must file if you are:	and your gross income is more than:
● Single	\$12,400
● Married filing joint	\$24,800
● Married filing separate	\$12,400
● Head of household	\$18,650
If you are an Arizona resident, you must report income from all sources including out-of-state income.	
To see if you have to file, figure your gross income the same as you would figure your gross income for federal income tax purposes. Then, you should exclude income Arizona law does not tax. Income Arizona law does not tax includes:	
<ul style="list-style-type: none"> ● interest from U.S. Government obligations, ● social security retirement benefits received under Title II of the Social Security Act, ● benefits received under the Railroad Retirement Act, tier 1 or tier 2 railroad retirement benefits, railroad disability benefits reported on federal forms RRB-1099 and RRB-1099-R, railroad unemployment benefits and railroad sickness payments paid by the Railroad Retirement Board, or ● pay received for active service as a member of the Reserves, National Guard or the U.S. Armed Forces. 	

NOTE: *Even if you are not required to file, you must still file a return to get a refund of any Arizona income tax withheld.*

Do You Have to File if You Are an American Indian?

You must file if you meet the Arizona filing requirements unless **all** the following apply to you:

- You are an enrolled member of an Indian tribe.
- You live on the reservation established for that tribe.
- You earned **all** of your income on that reservation.

For information on the Arizona tax treatment of American Indians, see the department's ruling, ITR 96-4, *Income Taxation of Indians and Spouses*.

Do You Have to File if You Are the Spouse of an American Indian and You Are Not an Enrolled Indian?

You must file if you meet the Arizona filing requirements. For more information, see the department's ruling, ITR 96-4, *Income Taxation of Indians and Spouses*.

Do You Have to File if You Are in the Military?

You must file if you meet the Arizona filing requirements unless **all** of the following apply to you:

- You are an active duty member of the United States armed forces.
- Your only income for the taxable year is pay received for active duty military service.
- There was no Arizona tax withheld from your active duty military pay.

If Arizona tax was withheld from your active duty military pay, you must file an Arizona income tax return to claim any refund you may be due from that withholding.

You must also file an Arizona income tax return if you have any other income besides pay received for active duty military service.

If you were an Arizona resident when you entered the service, you remain an Arizona resident, no matter where stationed, until you establish a new domicile.

As an Arizona resident, you must report all of your income to Arizona, no matter where stationed. You must include your military pay, but using Form 140, you may subtract all pay received for active duty military service; to the extent it is included in your federal adjusted gross income.

If you are **not** an Arizona resident, but stationed in Arizona, the following applies to you:

- You are not subject to Arizona income tax on your military pay.
- You must report any other income you earn in Arizona. Use Form 140NR, *Nonresident Personal Income Tax Return*, to report this income.

To find out more, see the department's publication, Pub. 704, *Taxpayers in the Military*.

If You Included Your Child's Unearned Income on Your Federal Return, Does Your Child Have to File an Arizona Return?

No. In this case, the child should not file an Arizona return. The parent must include that same income in his or her Arizona taxable income.

Determining Residency Status

If you are not sure if you are an Arizona resident for state income tax purposes, we may be able to help. For more information, see the department's procedure, ITP 92-1, *Procedure For Determining Residency Status*.

Residents

You are a resident of Arizona if your domicile is in Arizona. Domicile is the place where you have your permanent home. It is where you intend to return if you are living or working temporarily in another state or country. If you leave Arizona for a temporary period, you are still an Arizona resident while gone. A resident is subject to tax on all income no matter where the income is earned.

Part-Year Residents

If you are a part-year resident, you must file Arizona Form 140PY, *Part-Year Resident Personal Income Tax Return*. You are a part-year resident if you did **either** of the following during 2020:

- You moved into Arizona with the intent of becoming a resident.
- You moved out of Arizona with the intent of giving up your Arizona residency.

Nonresidents

If you are a nonresident, you must file Arizona Form 140NR, *Nonresident Personal Income Tax Return*.

What if a Taxpayer Died?

If a taxpayer died before filing a return for 2020, the taxpayer's spouse or personal representative may have to file and sign a return for that taxpayer. A personal representative can be an executor, administrator, or anyone who is in charge of the deceased taxpayer's property.

If the deceased taxpayer did not have to file a return but had tax withheld, a return must be filed to get a refund.

The person who files the return should use the form the taxpayer would have used. The person who files the return should print the word "deceased" after the decedent's name. Also enter the date of death after the decedent's name.

If your spouse died in 2020 and you did not remarry in 2020 or if your spouse died in 2021 before filing a return for 2020, you may file a joint return. If your spouse died in 2020, the joint return should show your spouse's 2020 income before death and your income for all of 2020. If your spouse died in 2021, before filing the 2020 return, the joint return should show all of your income and all of your spouse's income for 2020. Print "Filing as surviving spouse" in the area where you sign the return. If someone else is the personal representative, he or she must also sign the return.

Are Any Other Returns Required?

You may also have to file a fiduciary income tax return (Form 141AZ). For details about filing a fiduciary income tax return, call the department at (602) 255-3381.

Claiming a Refund for a Deceased Taxpayer

If you are claiming a refund for a deceased taxpayer, you **must** complete Arizona Form 131, *Claim for Refund on Behalf of Deceased Taxpayer*. Place the completed Form 131 on top of the **front** of the return.

What are the Filing Dates and Penalties?

When Should You File?

Your 2020 calendar year tax return is due no later than midnight, April 15, 2021. File your return as soon as you can after January 1, 2021, but no later than April 15, 2021.

If you are a fiscal year filer, your return is due on the 15th day of the fourth month following the close of your fiscal tax year.

What if You Cannot File on Time?

You may request an extension if you know you will not be able to file on time.

NOTE: *An extension does not extend the time to pay your income tax. See the instructions for Arizona Form 204.*

To get a filing extension, you can either

- Apply for a state extension (Arizona Form 204). To apply for a state extension, file Form 204 by April 15, 2021. See Form 204 for details. You do not have to include a copy of the extension with your return when you file, but make sure that you check box **82F** (above your name) on page 1 of the return. If you must make a payment, use Arizona Form 204, or visit www.AZTaxes.gov to make an electronic payment.
- Use your federal extension (federal Form 4868). File your Arizona return by the same due date. You do not have to include a copy of your federal extension with your return, but make sure that you check box **82F** (above your name) on page 1 of the return.

When Should You File if You Are a Nonresident Alien?

The due date for your Arizona return is not the same as the due date for your federal return. Your Arizona return is due by April 15, 2021, even though your federal return is due on June 15, 2021. If you want to file your Arizona return after April 15, 2021, you must ask for a filing extension. You must file this request by April 15, 2021. Arizona will allow up to a 6-month extension. This will allow you to file your return by October 15, 2021. See Form 204 for extension filing details.

If you have a federal 6-month extension, you can file your Arizona return under that extension. If you file using your federal extension, Arizona will also allow you an extra 6 months.

Because we will allow only 6 months, the due date for your Arizona return is not the same as the due date for your federal return. In this case, your Arizona return will be due by October 15, 2021, even though your federal return will not be due until December 15, 2021. If you file your 2020 Arizona calendar year return after October 15, 2021, your return will be late.

If you are a fiscal year filer, your return is due on the 15th day of the fourth month following the close of your fiscal year.

What if You File or Pay Late?

If you file or pay late, we will charge you interest and penalties on the amount you owe. If the U.S. Post Office postmarks your 2020 calendar year return by April 15, 2021, your return will not be late. You may also use certain private delivery services designated by the Internal Revenue Service (IRS) to meet the “timely mailing as timely filed” rule. For more information, see “*Mailing Your Return*” at the end of these instructions.

Late Filing Penalty

If you file late, we will charge you a late filing penalty. This penalty is 4½% (.045) of the tax required to be shown on the return for each month or fraction of a month the return is late. This penalty cannot exceed 25% (.25) of the tax found to be remaining due.

Late Payment Penalty

If you pay your tax late, we will charge you a late payment penalty. This penalty is ½ of 1% (.005) of the amount shown as tax for each month or fraction of a month for which the failure continues. We charge this penalty from the original due date of the return until the date you pay the tax. This penalty cannot exceed a total of 10% (.10) of the unpaid tax.

Extension Underpayment Penalty

If you file your return under an extension, you must pay 90% (.90) of the tax shown on your return by the return's original due date. If you do not pay this amount, we will charge you a penalty. This penalty is ½ of 1% (.005) of the tax not paid for each 30 day period or fraction of a 30 day period. We charge this penalty from the original due date of the return until the date you pay the tax. This penalty cannot exceed 25% (.25) of the unpaid tax. If we charge you the extension underpayment penalty, we will not charge you the late payment penalty under Arizona Revised Statutes (A.R.S.) § 42-1125(D).

NOTE: *If you are subject to two or more of the above penalties, the total cannot exceed 25%.*

Interest

We charge interest on any tax not paid by the due date. We will charge you interest even if you have an extension. If you have an extension, we will charge you interest from the original due date until the date you pay the tax. The Arizona interest rate is the same as the federal rate.

When Should You Amend a Return?

If you need to make changes to your return after you have filed, **do not** file a new return using Form 140. You must file Arizona Form 140X, *Individual Amended Income Tax Return*. File your amended return after your original return has processed. Generally, you have four years to amend a return to claim a refund.

If you amend your federal return for any year, you must also file an Arizona Form 140X for that year.

If the IRS makes a change to your federal taxable income for any year, you must report that change to Arizona. You must file Form 140X within 90 days of the final determination of the IRS. You may use one of the following two options to report this change.

Option 1

You may file a Form 140X for that year. If you choose this option, you must amend and mail your Arizona return within 90 days of the final determination of the IRS. Include a complete copy of the federal notice with your Form 140X.

Option 2

You may file a copy of the final federal notice with the department within 90 days of the final determination of the IRS.

If you choose this option, you must include a statement in which you must:

1. Request that the department recompute your tax.
2. Indicate if you agree or disagree with the federal notice.

If you do not agree with the federal notice, you must also include any documents that show why you do not agree. If you choose option 2, mail the federal notice and any other documents to:

Individual Income Audit
 Arizona Department of Revenue
 PO Box 29084
 Phoenix, AZ 85038-9084

Do You Need to Make Arizona Estimated Payments in 2021?

You must make Arizona estimated income tax payments during 2021 if:		
Your filing status is:	AND	AND
	your Arizona gross income for 2020 was greater than:	your Arizona gross income for 2021 is greater than:
Married Filing Joint	\$150,000	\$150,000
Single	\$ 75,000	\$ 75,000
Head of Household	\$ 75,000	\$ 75,000
Married Filing Separate	\$ 75,000	\$ 75,000

If you met the income threshold for 2020, you must make estimated payments during 2021 unless you are sure you will not meet the threshold for 2021. As a full year resident, your Arizona gross income is your federal adjusted gross income. Your Arizona gross income is on line 12 of the 2020 Form 140.

Use the worksheet for Arizona Form 140ES to figure how much your payments should be. For more information about making estimated payments, see the department’s publication, Pub. 012, *Arizona Individual Estimated Income Tax Payments*.

What if You Make Your Estimated Payments Late?

We will charge you a penalty if you are late or if you fail to make any required payments. See Arizona Form 221.

Can You Make Estimated Payments Even if You Do Not Have To?

If you do not have to make Arizona estimated income tax payments, you may still choose to make them. For details, see Arizona Form 140ES.

Line-by-Line Instructions

Tips for Preparing Your Return

- You must complete your federal return before you can start your Arizona return.
- Make sure that you enter your Social Security Number (SSN) on your return.
- Complete your return using black ink.
- You **must** round dollar amounts to the nearest whole dollar. If 50 cents or more, round up to the next dollar. If less than 50 cents, round down. Do not enter cents.
- If you are mailing your return, see page 26 for assembly order.
- Make sure you include your daytime telephone number.
- If filing a fiscal year return, fill in the period covered.

Entering Your Name, Address, and SSN

DO YOU HAVE A COMPLICATED RETURN?

E-file makes filing a complex return simple!

For a list of approved software visit www.azdor.gov

E-file software offers:

- easy step-by-step instructions
- error detection before filing
- Easy form selection
- Maximum deductions



Lines 1, 2, and 3 -

NOTE: Make sure you enter your SSN on the appropriate line and your SSN is correct. If you are filing a joint return, also make sure you enter your SSNs in the same order every year.

Enter your name, address, and SSN in the space provided. If you are filing a joint return, enter your SSNs in the same order as your first names. If your name appears first on the return, make sure your SSN is the first number listed.

If you are married filing separately, enter your name and SSN on the first line 1. Enter your spouse’s name and SSN on the second line 1.

If you are a nonresident of the United States or a resident alien who does not have an SSN, use the individual taxpayer identification number (ITIN) the IRS issued to you.

Make sure that you enter your SSN on your return. Make sure that all SSNs are clear and correct. You may be subject to a penalty if you fail to include your SSN. It will take longer to process your return if SSNs are missing, incorrect, or unclear.

Use your current home address. The department will mail your refund to, or correspond with, you at that address.

For a deceased taxpayer, see page 2 of these instructions.

Foreign Addresses

If you have a foreign address, enter the information in the following order: city, province or state, and country. Follow the country's practice for entering the postal code. Do not abbreviate the country name.

Last Names Used in Last 4 Prior Years

If the last name that you or your spouse are using on this return is not the same as the last name you or your spouse used on returns filed for the last 4 years, enter any other last name(s) that you or your spouse used when filing your return during that period.

Identification Numbers for Paid Preparers

If you pay someone else to prepare your return, that person must also include an identification number where requested. A paid preparer may use any of the following:

- his or her PTIN;
- his or her SSN; or
- the EIN for the business.

A paid preparer who fails to include the proper identification number may also be subject to a penalty.

Determining Your Filing Status

The filing status that you use on your Arizona return may be different from that used on your federal return.

Use this section to determine your filing status. Check the correct box (4 through 7) on the front of Form 140.

If you qualify as married for federal purposes, you qualify as married for Arizona purposes and must file using the status of either married filing joint or married filing separate.

If you are single, you must file as single or if qualified you may file as head of household (see the instructions for box 5).

Box 4 - Married Filing Joint Return

If you are married and filing a joint return, check box 4.

You may file a joint return if you were married as of December 31, 2020. It does not matter whether or not you were living with your spouse. You may file a joint return, even if you and your spouse filed separate federal returns.

You may file a joint return if your spouse died during 2020 and you did not remarry in 2020. See page 2 of these instructions for details.

Arizona Form 140 is for full year residents **only**. You may not file a joint income tax return on Form 140 if any of the following apply:

- Your spouse is a nonresident alien (citizen of and living in another country).
- Your spouse is a resident of another state.
- Your spouse is a part-year Arizona resident.

If filing a joint return with your nonresident spouse, you must file a joint return using Arizona Form 140NR. See Form 140NR instructions.

If filing a joint return with your part-year resident spouse, you must file a joint return using Arizona Form 140PY.

See Form 140PY instructions. For more information on filing a joint tax return with your part-year resident or nonresident spouse, see the department's ruling, ITR 14-1, *Filing a Joint Tax Return When a Resident Spouse is Married to a Part-Year Resident or Nonresident*.

Box 4a - Injured Spouse Protection of Joint Overpayment

Check box 4a **only** if you and your spouse are filing a joint return **and** you or your spouse qualify as an injured spouse and are requesting protection from application of any joint overpayment against the other spouse's delinquencies or debts.

NOTE: You cannot use Form 203 to request protection from offset for past-due federal taxes. You must contact the IRS.

You **must** complete Arizona Form 203, *Request for Injured Spouse Protection from Application of Joint Overpayment Against Spouse's Delinquencies and Debts*, and include that form with your tax return, when filed. For more information, see the instructions for Form 203.

Box 5 - Head of Household Return

If you are filing as a head of household, check box 5. Enter the name of the qualifying child or dependent in the space provided. You may file as head of household on your Arizona return, only if one of the following applies:

- You qualify to file as head of household on your federal return; or
- You qualify to file as a qualifying widow or widower on your federal return.

Box 6 - Married Filing Separate Return

If you are married and filing a separate return, check box 6. Enter your spouse's name and SSN on the second line 1.

If you were married as of December 31, 2020, you may choose to file a separate return. You may file a separate return, even if you and your spouse filed a joint federal return.

Arizona is a community property state. If you file a separate return, you must figure how much income to report using community property laws. Under these laws, a separate return must reflect one-half of the community income from all sources plus any separate income.

When you file separate returns, you must account for community deductions and credits on the same basis as community income. Both you and your spouse must either itemize or not itemize. If one of you itemizes, you both must itemize. If one of you takes a standard deduction, you both must take a standard deduction. One of you may not claim a standard deduction while the other itemizes.

If you and your spouse support a dependent child from community income, either you or your spouse may claim the dependent. Both of you cannot claim the same dependent on both returns. For more information, see the department's rulings, ITR 93-18, *Income Reporting Requirements for Married Arizona Residents Who File Separate Arizona Individual Income Tax Returns*; and ITR 93-19, *Deductions*,

Exemptions, and Credits for Married Taxpayers Who File Separate Arizona Individual Income Tax Returns.

NOTE: *In some cases you may treat community income as separate income. For more information, see the department's ruling, ITR 93-22, When Community Income May Be Treated as Separate Income.*

If one spouse is a resident and the other spouse is not, other special rules may apply when filing a separate return. See the department's ruling, ITR 93-20, *Income Reporting Requirements of Resident and Nonresident Spouses Who File Separate Arizona Individual Income Tax Returns*; and see the department's publication, Pub. 200, *Income Tax Issues Affecting Married and Divorced Taxpayers*.

Box 7 - Single Return

If you are filing as single, check box 7.

Use this filing status if you were single on December 31, 2020. You are single if any of the following apply to you:

- You have never been married.
- You are legally separated under a decree of divorce or of separate maintenance.
- You were widowed before January 1, 2020, and you did not remarry in 2020, and you do not qualify to file as a qualifying widow or widower with dependent children on your federal return.

NOTE: *If you got divorced during the year, see the department's ruling, ITR 14-2, Reporting Income, Deductions, Exemptions, and Withholding for Divorced Individuals for the Year of Divorce; and publication, Pub. 200, Income Tax Issues Affecting Married and Divorced Taxpayers.*

Exemptions - Boxes 8, 9, and 11a

Enter the **number** of exemptions you are claiming in boxes 8, 9, and 11a. **Do not put a check mark.** You may lose the exemption if you put a checkmark in these boxes.

Box 8 - Age 65 or Over

NOTE: *If a taxpayer's 65th birthday was January 1, 2021 (born 1/1/1956), that person is considered to be age 65 at the end of 2020 for federal income tax purposes and likewise for Arizona income tax purposes.*

- If you are single or filing as head of household, enter "1" in box 8 if you were 65 or older in 2020 and not claimed as a dependent by another taxpayer.
- If you are married filing a joint return, enter "1" in box 8 if you were 65 or older and not claimed as a dependent by another taxpayer or your spouse was 65 or older in 2020 and not claimed as a dependent by another taxpayer. Enter "2" in box 8 if both you and your spouse were 65 or older in 2020 and neither of you are claimed as a dependent by another taxpayer.
- If you are married and filing a separate return, enter "1" in box 8 if you were 65 or older and not claimed by

another taxpayer. You cannot take an exemption for your spouse. Your spouse, if 65 or older and not claimed by another taxpayer, may take this exemption on his/her own separate return.

Box 9 - Blind

If you or your spouse were partially blind as of December 31, 2020, you must get a statement certified by your eye doctor or registered optometrist that:

- You cannot see better than 20/200 in your better eye with glasses or contact lenses.
- Your field of vision is 20 degrees or less.

If your eye condition is not likely to improve beyond the conditions listed above, you can get a statement certified by your eye doctor or registered optometrist to that effect instead. You must keep the statement for your records.

- If you are single or filing as head of household, enter "1" in box 9 if you are totally or partially blind.
- If you are married filing a joint return, enter "1" in box 9 if you **or** your spouse is totally or partially blind.

Enter "2" in box 9 if both you **and** your spouse are totally or partially blind.

- If you are married and filing a separate return, you may take an exemption for yourself if you are totally or partially blind. You may only claim an exemption for your spouse if (1) your spouse is totally or partially blind, (2) has no Arizona adjusted gross income for the calendar year, and (3) is not the dependent of another taxpayer.

Enter "1" in box 9 if you are totally or partially blind **or** your spouse is totally or partially blind **and** your spouse meets the above criteria.

Enter "2" in box 9 if you are totally or partially blind and your spouse is totally or partially blind **and** your spouse meets the above criteria.

Box 11a - Qualifying Parents and Grandparents

NOTE: *If a person who is a qualifying parent or grandparent also qualifies as your dependent, you may include that person as a dependent in box 10b, **or** you may claim that person as a qualifying parent or grandparent in box 11a. You may **not** include the same person in both box 10b and box 11a.*

You must complete the qualifying parent and grandparent section (lines 11b and 11c) on page 1 (and Part 2 on page 4, if more space is needed) before you can total your exemptions for qualifying parents and grandparents. **Be sure to check the box on page 1 indicating you are completing page 4.**

A qualifying parent or grandparent may be any one of the following:

- Your parent, grandparent, or great-grandparent, etc.
- If married filing a joint return, your spouse's parent, grandparent, or great-grandparent, etc.

You may claim this exemption if **all** of the following apply:

1. The parent, grandparent, or great-grandparent was 65 years old or older during 2020.

2. The parent, grandparent, or great-grandparent lived in your principal residence for the entire taxable year.

If your parent or grandparent died during the taxable year, this requirement will still be met if he or she lived with you for the entire part of the year in which he or she was alive. Temporary absences by the parent or grandparent for special circumstances, such as a hospital stay or care in a hospice facility, count as time lived in the taxpayer's principle residence.

3. You paid more than one-half of the support and maintenance costs of the parent or grandparent during the taxable year.

To help you determine if you paid more than one-half of your parent or grandparent's support during the taxable year, it is recommended that you review the department's procedure, ITP 14-1, *Procedure for Determining Support for Purposes of the Parents and Grandparents Exemption Allowed under A.R.S. § 43-1023(C)* and complete the worksheet. Keep the worksheet for your records.

4. The parent or grandparent required assistance with activities of daily living.

The term "activities of daily living" means two or more of the listed categories. Activities of daily living include both basic activities of daily living and instrumental activities of daily living. The categories of activities of daily living are dressing, eating, ambulating, toileting, medicating and hygiene, shopping, housekeeping, managing personal finances, basic communication, food-preparation, and transportation.

For more information regarding what the term "activities of daily living" means when determining an Arizona resident taxpayer's eligibility for this exemption, see the department's ruling, ITR 14-3, *"Activities of Daily Living" for the Purpose of the Exemption Allowed Under A.R.S. § 43-1023(C)*.

To help you determine if your parent or grandparent required assistance with activities of daily living to meet this requirement, it is recommended that you review the department's procedure, ITP 14-2, *Procedure for Determining Whether a Parent or Grandparent Requires Assistance with Activities of Daily Living for Purposes of the Exemption Allowed under A.R.S. § 43-1023(C)* and complete the checklist. Keep the checklist for your records.

Lines 11b and 11c

For each qualifying parent and grandparent, enter the following information:

- a) first and last name;
- b) social security number;
- c) relationship to taxpayer;
- d) the number of months this person lived in your home;
- e) check this box if the person is age 65 or over;
- f) check this box if the person died in 2020.

You may lose the exemption for qualifying parents and grandparents if you do not furnish this information. Enter the total number of qualifying parents/grandparents in box 11a.

Dependents - Boxes 10a and 10b

Repeal of Arizona's dependent deduction for taxable years beginning from and after December 31, 2018.

Arizona's 2019 legislation amended A.R.S. § 43-1023 repealing the deduction for a taxpayer's dependent for taxable years beginning from and after December 31, 2018.

Enactment of Arizona's Dependent Tax Credit for taxable years beginning from and after December 31, 2018.

This legislation also enacted A.R.S. § 1073.01 establishing a *Dependent Tax Credit* for taxpayers claiming the following individuals:

- dependents under the age of 17; and
- dependents age 17 and older.

The Dependent Tax Credit is claimed on page 2, line 49.

Boxes 10a and 10b

Boxes 10a and 10b identify the *number* of your qualifying dependents that are either under the age of 17 (box 10a) or age 17 and over (box 10b). This information is used to compute the allowable Dependent Tax Credit.

NOTE: *If a person who is a qualifying parent or grandparent also qualifies as your dependent, you may include that person as a dependent in box 10b, or you may claim that person as a qualifying parent or grandparent in box 11a. You may not include the same person in both box 10b and box 11a.*

Lines 10c through 10e

You must complete the dependent information section (lines 10c through 10e) on page 1 (and Part 1 on page 4, if more space is needed) for each person counted in either box 10a or 10b. **Be sure to check the box on page 1 indicating you are completing page 4.**

You may claim only those individuals that qualify as your dependent for federal purposes. For each qualifying individual, enter the following information:

- a) first and last name;
- b) social security number;
- c) relationship to taxpayer;
- d) the number of months this person lived in your home;

Temporary absences: Your child or dependent is considered to have lived with you during periods of time when temporarily absent due to special circumstances such as: illness; education; business; or vacation. Your child is also considered to have lived with you during any required hospital stay following birth, as long as the child would have lived with you during that time but for the hospitalization.

- e) - check box 1 (for box 10a) if this person is under the age of 17 or
- check box 2 (for box 10b) if this person is age 17 or over;
and
- f) check the box if you did not claim this person on your federal return due to educational credits.

NOTE: *If you did not claim a dependent who is a student on your federal return in order to allow the student to claim a federal education credit on the student's federal return, you may still claim the dependent on your Arizona return.*

For more information, see the department's ruling, ITR 05-2, Will Arizona Allow a Dependent Exemption When a Taxpayer Does Not Claim Federal Exemption in Order to Claim the Education Credit?

You may lose the dependent tax credit if you do not furnish this information. Enter the total number of dependents in box 10a and 10b.

Totaling Your Income

Line 12 - Federal Adjusted Gross Income

You must complete your federal return before you enter an amount on line 12. You must complete a 2020 federal return to determine your federal adjusted gross income, even if you are not filing a federal return.

Arizona uses federal adjusted gross income as a starting point to determine Arizona taxable income. Your federal adjusted gross income is your Arizona gross income.

NOTE: *Be sure to use your federal adjusted gross income and not your federal taxable income.*

If the amount on line 12 is more than \$75,000 (\$150,000 if filing a joint return), you may need to make estimated payments. See "Do You Need to Make Estimated Payments in 2021?" on page 4.

Additions to Income

Line 13 - Non-Arizona Municipal Interest

Enter the amount of interest income from non-Arizona municipal bonds that you did not include as income on your federal return.

You may exclude any expenses incurred to purchase or carry the obligation. Reduce the interest income by the amount of those expenses that you could not deduct on your federal return.

If you received tax exempt interest from municipal bonds, keep a schedule listing the payors and the amount received from each payor for your records. You should also keep supporting documents for amounts received from Arizona municipal bonds that are exempt from Arizona income tax. These may be items such as bank statements, brokerage statements, etc.

Line 14 - Partnership Income Adjustment

Complete line 14 if you received an Arizona Form 165 Schedule K-1, and line 3 shows a difference between federal and state distributable income.

If the difference reported on line 3, of your Form 165 Schedule K-1, is a positive number, enter that difference as an addition on line 14.

NOTE: *If the difference reported on line 3, of your Form 165 Schedule K-1, is a negative number, enter that difference on line 27.*

Line 15 - Total Federal Depreciation

Enter the total amount of depreciation deducted on your federal return. If you make an entry here, you should also take a subtraction on line 26. To figure how much you should subtract, see the instructions for line 26.

Line 16 - Net Capital (Loss) from Exchange of one kind of legal tender for another kind of legal tender

To determine if you are required to make this addition to income, you must net all gains and (losses) from all exchanges of kind of legal tender for another kind of legal tender including amounts shown on Form 165 Schedule K-1, Form 120S Schedule K-1, and Form 141AZ, Schedule K-1.

Enter the amount of any net capital (loss) included in Arizona gross income for the taxable year that is derived from the exchange of one kind of legal tender for another kind of legal tender.

NOTE: *If the amount from all sources results in a net capital gain from the exchange of one kind of tender for another kind of tender, enter that amount on line 25.*

For the purposes of this paragraph:

- (a) "Legal tender" means a medium of exchange, including specie that is authorized by the United States Constitution or Congress for the payment of debts, public charges, taxes and dues.
- (b) "Specie" means coins having precious metal content.

Line 17 - Other Additions to Income

Use line 17 if any of the following special circumstances apply.

NOTE: *If you are reporting any adjustment on line 17 or line 36, complete page 5 of your tax return, Adjustments to Arizona Gross Income, and include it with your return.*

If are not reporting any adjustment on line 17 or line 36, do not include page 5 with your return.

You may either add (on line 17) or subtract (on line 36) items A and B, depending on your situation.

A. Married Persons Filing Separate Returns

If you file a separate Arizona return, you must report the following income on that return:

- one-half of the community income from all sources, and
- all of your separate income.

If you and your spouse file a joint federal return but separate Arizona returns, you must make sure that each separate return reflects the correct income. If you begin your Arizona return with only the income that you earned during the year, you will have to adjust this income.

If you file separate federal returns, each of your federal returns should already reflect the correct income. Since your separate Arizona returns will begin with the federal adjusted gross income, you will not have to adjust your income.

If you adjust your income, keep a schedule for your records of how you figured your adjustment. For more information, see

the department's publication, Pub. 200, *Income Tax Issues Affecting Married and Divorced Taxpayers*.

B. Fiduciary Adjustment

A fiduciary uses Arizona Form 141AZ Schedule K-1, to report to you your share of the fiduciary adjustment from the trust or estate.

Line 3 of Form 141AZ Schedule K-1, shows your share of the fiduciary adjustment from the estate or trust. If the amount reported on line 3 of your Form 141AZ Schedule K-1, is a positive number, include that amount on line 17.

NOTE: *If the amount reported on line 3 of your Form 141AZ Schedule K-1, is a negative number, include that amount as an Other Subtraction on line 36.*

C. Ordinary Income Portion of Lump-Sum Distributions Excluded on Your Federal Return

Make this adjustment if you use federal averaging for lump-sum distributions from your pension or profit-sharing plan. Arizona law does not provide for averaging. Enter the amount of the distribution that you treated as ordinary income on your federal return. If you choose to treat the capital gain portion of the distribution as ordinary income, you must also include that amount.

For more information, see the department's ruling, ITR 93-5, *Arizona's Income Tax Treatment of the Capital Gain Portion of a Lump Sum Distribution from a Qualified Retirement Plan*.

D. Items Previously Deducted for Arizona Purposes

Arizona statutes prohibit a taxpayer from deducting items more than once. If your Arizona taxable income includes items previously deducted for Arizona purposes, you must add such amounts to your Arizona gross income.

E. Claim of Right Adjustment for Amounts Repaid in 2020

You must make an entry here if **all** of the following apply:

- During 2020, you were required to repay amounts held under a claim of right.
- The amount required to be repaid during 2020 was more than \$3,000.
- You took a deduction for the amount repaid on your 2020 federal income tax return.

If the above apply, include the amount deducted on your federal income tax return. For more information on the Arizona claim of right provisions, see the department's procedure, ITP 16-1, *Procedure for Individuals Who Restore Substantial Amounts Held under a Claim of Right*.

F. Claim of Right Adjustment for Amounts Repaid in Prior Taxable Years

You must make an entry here if **all** of the following apply:

- During a year prior to 2020 you were required to repay amounts held under a claim of right.
- You computed your tax for that prior year under Arizona's claim of right provisions.
- A net operating loss or capital loss was established due to the repayment made in the prior year.

- You are entitled to take that net operating loss or capital loss carryover into account when computing your 2020 Arizona taxable income.
- The amount of the loss carryover included in your federal income is more than the amount allowed to be taken into account for Arizona purposes.

Include the amount by which the loss carryover included in your federal adjusted gross income is more than the amount allowed for the taxable year under Arizona law.

G. Addition to S Corporation Income Due to Claiming Pass-through Credits

Shareholders of an S corporation who claim a credit passed through from an S corporation must make an addition to income for the amount of expenses disallowed by reason of claiming the credit.

An S corporation that passes the following credits through to its shareholders must notify each shareholder of his or her *pro rata* share of the adjustment. You must include an amount on this line when claiming any of the following Arizona credits:

- Agricultural Water Conservation System Credit (Form 312)
- Pollution Control Credit (Form 315)
- Credit for Employment of TANF Recipients (Form 320)

H. Wage Expense for Employers of TANF Recipients

If you claim a credit on Form 320 for employing TANF recipients, you cannot deduct any wage expense for which you claim the credit. If you claim this credit, include the amount of such expenses that you deducted on your federal return.

I. Adjusted Basis in Property for Which You Have Claimed a Credit for Investment in Qualified Small Businesses

If you claim a credit on Form 338 for an investment in a qualified small business, you must adjust your basis in the investment by the amount of the credit claimed. You must report this difference in basis on the Arizona return that you file for the taxable year in which you sell or otherwise dispose of the investment. If you sold or otherwise disposed of the investment during the 2020 taxable year, include the amount by which the adjusted basis computed under the IRC with respect to that property exceeds the adjusted basis of the property computed under A.R.S. § 43-1074.02.

J. Nonqualified Withdrawals from 529 College Savings Plans

You must make an addition to income if **both** of the following apply to you:

- You received a nonqualified withdrawal from a 529 college savings plan.
- You did not include the amount of the withdrawal in your federal adjusted gross income.

The amount that you must include is the amount withdrawn, but no more than the difference between the amount of contributions subtracted in prior years and the amount added in any prior years.

A nonqualified withdrawal is a withdrawal other than any of the following:

- A qualified withdrawal. A qualified withdrawal is a withdrawal from an account to pay the qualified higher education expenses of the designated beneficiary of the account.
- A withdrawal made as the result of the death or disability of the designated beneficiary of an account.
- A withdrawal that is made on the account of a scholarship, or the allowance or payment described in IRC § 135(d)(1)(B) or (C), and that is received by the designated beneficiary, but only to the extent of the amount of this scholarship, allowance or payment.
- A rollover or change of designated beneficiary.

K. Sole Proprietorship Loss of an Arizona Nonprofit Medical Marijuana Dispensary included in Federal Adjusted Gross Income

If you are registered as an Arizona sole proprietorship with the Arizona Department of Health Services to operate in this state as a nonprofit medical marijuana dispensary, you are required to add the amount of the loss from the dispensary that is included in the computation of your federal adjusted gross income. Include the amount of the loss.

NOTE: *If the Arizona nonprofit medical marijuana dispensary is registered with the Arizona Department of Health Services as anything other than a sole proprietorship, this addition does not apply.*

L. Federal Net Operating Loss (NOL) Carryforward from Non-Arizona Sources Accrued While a Nonresident

An individual cannot include a federal NOL carryforward deduction incurred from non-Arizona sources while the taxpayer was an Arizona nonresident in the Arizona taxable income of a return filed for a taxable year in which the taxpayer is an Arizona resident.

The taxpayer must make an addition to Arizona gross income on the full-year Arizona resident return for the amount of the NOL carryforward deduction included in the taxpayer's federal adjusted gross income. For more information, see the department's ruling, ITR 13-5, *Can A Net Operating Loss Incurred as a Non-Resident Be Used to Offset Income In A Year In Which the Taxpayer Is A Resident?*

NOTE: *For a non-Arizona source loss incurred while the taxpayer was an Arizona nonresident, the taxpayer would not be allowed to amend a prior year resident Arizona income tax return to claim the NOL carry back deduction.*

M. Federal Capital Loss Carryforward Deduction Incurred from Non-Arizona sources prior to Arizona Residency

An individual cannot include a capital loss carryforward deduction, incurred from non-Arizona sources while the taxpayer was an Arizona nonresident, in the Arizona taxable income of a return filed for a taxable year in which the taxpayer is an Arizona resident. Therefore, a capital loss incurred from non-Arizona sources while the taxpayer was an Arizona

nonresident cannot be carried forward to a taxpayer's Arizona resident return when the loss carryover is reflected in the taxpayer's federal adjusted gross income.

The taxpayer must make an addition to Arizona gross income on the full-year Arizona resident return for the amount of such capital loss carryforward deduction included in the computation of the taxpayer's federal adjusted gross income.

For more information, see the department's ruling, ITR 13-6, *Can A Capital Loss Incurred as a Non-Resident Be Used to Offset Income In A Year In Which the Taxpayer Is A Resident?*

N. Americans with Disabilities Act - Access Expenditures

If a subtraction is taken on line 36, *Other Subtractions from Income* (Item O), for the full amount of eligible business access expenditures paid or incurred during the taxable year to comply with the Americans with Disabilities Act of 1990 or A.R.S Title 41, chapter 9, article 8; you must make an addition to Arizona gross income for any amount that is included in the computation of federal adjusted gross income for the current year, plus any federally amortized amounts.

O. Amortization or depreciation for child care facility

You may need to make an addition for depreciation or amortization if you elected to amortize the cost of a child care facility under Arizona law in effect before 1990 and you are still deducting amortization or depreciation for that facility on your federal income tax return.

P. Other Adjustments related to tax credits

You may also need to make an addition if you claimed certain tax credits. Call one of the numbers listed on page 1 of these instructions if any of the following apply:

- You claimed the Pollution Control Credit. (Form 315)
- You claimed the Agricultural Pollution Control Equipment Credit. (Form 325)

Q. Other Adjustments

Other adjustments may be necessary. For example, you must add-back expenses related to income that Arizona does not tax. If you have more than one *Other Adjustment*, add the amounts together and enter the total.

R. Total Other Additions to Arizona Gross Income

Add all amounts from page 5, Part A, and enter the total on line 17.

Line 18 - Subtotal

Add lines 12 through 17 and enter the total.

Subtractions from Income

You may only subtract those items for which statutory authority exists. You cannot take a subtraction without such authority.

You may not subtract any amount that is allocable to income excluded from your Arizona taxable income.

If you have any questions concerning subtractions from income, call one of the numbers listed on page 1 of these instructions.

Lines 19 through 23 - Net Capital Gain or (Loss)

NOTE: *If you enter an amount on line 19, you must complete lines 20 and 21. If you are taking a subtraction on line 23 for any net long-term capital gain from assets acquired after December 31, 2011, you must also complete line 22. If you do not complete lines 19 through 22, you cannot take the subtraction on line 23.*

You may subtract 25% (.25) of any net long-term capital gain included in your federal adjusted gross income that is derived from an investment in an asset acquired after December 31, 2011.

Complete the *Worksheet for Net Long-Term Capital Gain Subtraction for Assets Acquired after December 31, 2011*, at the end of these instructions to determine the allowable subtraction. Keep the worksheet for your records.

NOTE: *If you do not have any net capital gain or (loss) to report, enter zero, "0" on lines 19-21.*

Line 19 - Total Net Capital Gain or (Loss)

If you reported a net capital gain or (loss) on your federal income tax return, enter the total net capital gain or (loss) reported on the *Capital Gain or (Loss)* line on your federal return. This amount should be included in your federal adjusted gross income.

Line 20 - Total Net Short-Term Capital Gain or (Loss)

Enter the total amount of net short-term capital gain or (loss) reported on federal Schedule D. This amount should be included in your federal adjusted gross income.

NOTE: *If you are not required to report dividend distributions and/or short-term capital gains from mutual funds on federal Form Schedule D, do not include the short-term capital gain distributed by the mutual fund on line 20.*

Line 21 - Total Net Long-Term Capital Gain or (Loss)

Enter the total amount of net long-term capital gain or (loss) reported on federal Schedule D. This amount should be included in your federal adjusted gross income.

If your net long-term capital gain (loss) is limited to an amount reported on Form 1099-DIV and you were not required to complete federal Schedule D, enter the amount shown on Form 1099-DIV on line 21.

Line 22 - Net Long-Term Capital Gain from Assets Acquired After December 31, 2011

NOTE: *Only include net long-term capital gains on this line if it can be verified that the asset was acquired after December 31, 2011. If the date of acquisition cannot be determined, the asset is considered to have been acquired before January 1, 2012.*

For purposes of this line, an asset acquired by gift or inheritance is considered acquired on the date it was acquired by the gift-giver or the deceased individual.

If you completed the worksheet at the end of these instructions, enter the amount from line 5 of the worksheet.

If you did not complete the worksheet and you have no net long-term capital gain from assets acquired after December 31, 2011, enter zero, "0".

Line 23 - Net Long-Term Capital Gain Subtraction From Income for Assets Acquired After December 31, 2011.

Multiply the amount on line 22 by 25% and enter the result.

CAUTION: *If you take a subtraction on line 24 or line 25 that includes any long-term capital gain from an investment made after December 31, 2011, you **cannot include** that portion in your computation of the allowable subtraction for any net long-term capital gain from assets acquired after December 31, 2011, and included in federal adjusted gross income (line 23). For more information, see the worksheet on page 28.*

Line 24 - Net Capital Gain from Investment in an Arizona Qualified Small Business

To take the subtraction for a net capital gain from investment in an Arizona qualified small business, you must net all gains and (losses) from investments in Arizona qualified small businesses including amounts shown on Forms 165 Schedule K-1, 120S Schedule K-1, and/or 141AZ, Schedule K-1.

You may subtract the amount of any **net** capital gain included in federal adjusted gross income for the taxable year derived from investment in a qualified small business as determined by the Arizona Commerce Authority (ACA) pursuant to A.R.S. § 41-1518.

To qualify for this subtraction, your investment in the qualified small business must have been made *after* the ACA certified the company as a qualified small business and *before* the company's certification expiration date. An investment made prior to certification or after the expiration of certification does not qualify for this subtraction. See the ACA's website, *Small Business Incentives: Angel Investment*, for a list of certified businesses and their certification dates.

On line 24, enter the amount of the allowable subtraction.

Line 25 - Net Capital Gain from Exchange of one kind of legal tender for another kind of legal tender

To take this subtraction you must net **all** gains and (losses) from all exchanges of kind of legal tender for another kind of legal tender including amounts shown on Forms 165 Schedule K-1, 120S Schedule K-1, and/or 141AZ, Schedule K-1.

Enter the amount of any **net** capital gain included in Arizona gross income for the taxable year that is derived from the exchange of one kind of legal tender for another kind of legal tender.

NOTE: *If the amount from all sources results in a **net capital (loss)** from the exchange of one kind of tender for another kind of tender, enter that amount on line 16.*

For the purposes of this subtraction:

- (a) "Legal tender" means a medium of exchange, including specie that is authorized by the United States Constitution or Congress for the payment of debts, public charges, taxes and dues.
- (b) "Specie" means coins having precious metal content.

Line 26 - Recalculated Arizona Depreciation

NOTE: For more information and examples of how to calculate Arizona bonus depreciation, see the department's procedure, ITP 16-2, Procedure for Individuals who Claim Federal and/or Arizona Bonus Depreciation.

For assets placed in service in taxable years beginning before December 31, 2012, enter the total amount of depreciation allowable pursuant to IRC § 167(a) for the taxable year calculated as if you had elected not to claim bonus depreciation for eligible properties for federal purposes.

For assets placed in service during taxable years beginning from and after December 31, 2012 through December 31, 2013, the amount of the subtraction for these assets depends on the method used to compute the depreciation for these assets.

For assets placed in service in taxable years beginning from and after December 31, 2013 through December 31, 2015, enter the total amount of depreciation allowable pursuant to IRC § 167(a) for the taxable year calculated as if the bonus depreciation is 10% (.10) of the amount of federal bonus depreciation pursuant to IRC § 168(k).

For assets placed in service in taxable years beginning from and after December 31, 2015 through December 31, 2016, enter the total amount of depreciation allowable pursuant to IRC § 167(a) for the taxable year calculated as if the bonus depreciation is 55% (.55) of the amount of federal bonus depreciation pursuant to IRC § 168(k).

For assets placed in service in taxable years beginning from and after December 31, 2016, enter the total amount of depreciation allowable pursuant to IRC § 167(a) for the taxable year calculated as if the bonus depreciation had been the full amount (100%) of federal bonus depreciation pursuant to IRC § 168(k).

Line 27 – Partnership Income Adjustment

Use this adjustment if you received an Arizona Form 165 Schedule K-1, line 3, shows a difference between federal and state distributable income.

If the difference reported on line 3, of your Arizona Form 165 Schedule K-1, is a negative number, enter that difference on line 27. **Do not include a minus sign or use parenthesis.**

NOTE: If the difference reported on line 3, of your Arizona Form 165 Schedule K-1, is a positive number, enter that difference as an addition on line 14.

Line 28 - Interest on U.S. Obligations

Enter the amount of interest income from U.S. Government obligations included as income on your federal return. U.S. Government obligations include obligations such as savings bonds and treasury bills. You cannot deduct any interest or other related expenses incurred to purchase or carry the obligations. If such expenses are included in your Arizona gross income, you must reduce the subtraction by such expenses. If you are itemizing deductions on your Arizona return, you must exclude such expenses from the amount deducted.

NOTE: Do not subtract interest earned on Fannie Mae (FNMA) or Ginnie Mae (GNMA) bonds since this interest is taxable by Arizona.

For details, see the department's ruling, ITR 06-1, Obligations of the United States Government, Federal Agencies, and United States Territories.

Do not subtract any amount received from a qualified pension plan that invests in U.S. Government obligations. Do not subtract any amount received from an IRA that invests in U.S. Government obligations. These amounts are not interest income. For details, see the department's rulings, ITR 96-2, Pension Plan Distributions Derived from Investment in U.S. Government Obligations; and ITR 96-3, Distributions Comprised of Income Earned by the IRA.

Line 29a - Exclusion for U.S. Government, Arizona State or Local Government Pensions

If you received pension income from any of the sources listed below, subtract the amount you received or \$2,500, whichever is less. Include only the amount you reported as income on your federal return. If both you and your spouse receive such pension income, each spouse may subtract the amount received or \$2,500, whichever is less.

NOTE: Do not enter any subtraction for pension income received from retired or retainer pay of the Uniformed Services. The allowable subtraction for this pension type is entered on line 29b.

Public pensions from the following sources qualify for this subtraction:

- the United States Government Service Retirement and Disability Fund;
- the United States Foreign Service Retirement and Disability System;
- any other retirement system or plan established by federal law;

NOTE: This applies only to those retirement plans authorized and enacted into the U.S. Code. This does not apply to a retirement plan that is only regulated by federal law (i.e., plans which must meet certain federal criteria to be qualified plans).

- the Arizona State Retirement System;
- the Arizona State Retirement Plan;
- the Corrections Officer Retirement Plan;
- the Public Safety Personnel Retirement System;
- the Elected Officials' Retirement Plan;
- a retirement plan established for employees of a county, city, or town in Arizona; and
- an optional retirement program established by the Arizona Board of Regents under Arizona Revised Statutes, and an optional retirement program established by an Arizona community college district.

NOTE: Public retirement pensions from states other than Arizona do not qualify for this subtraction.

Line 29b – Exclusion for Retired or Retainer Pay of the Uniformed Services of the United States

If you received benefits, annuities and pensions as retired or retainer pay of the uniformed services of the United States, you may subtract the amount you received or \$3,500, whichever is less. If both you and your spouse each received such income, each spouse may subtract the amount received or \$3,500, whichever is less.

Line 30 - U.S. Social Security Benefits or Railroad Retirement Benefits

Arizona does not tax the following:

- Social security benefits received under Title II of the Social Security Act.
- Railroad retirement benefits received from the Railroad Retirement Board under the Railroad Retirement Act, tier 1 or tier 2 railroad retirement benefits, railroad disability benefits reported on federal forms RRB-1099 and RRB-1099-R, railroad unemployment benefits and railroad sickness payments paid by the Railroad Retirement Board.

For more information, see the department's ruling, ITR 16-1, *Railroad Retirement Benefits, Railroad Disability Benefits, Railroad Unemployment Benefits and Railroad Sickness Payments*.

If you included such social security or railroad retirement benefits as income on your federal return, use line 30 to subtract this income.

NOTE: Enter only the taxable amount (the amount that was subject to federal income tax). Do not include any amount that was not subject to federal income tax.

Line 31 - Certain Wages of American Indians

Enrolled members of American Indian tribes may subtract wages earned while living and working on their tribe's reservation. The federal government must recognize these tribes. For more information, see the department's ruling, ITR 96-4, *Income Taxation of Indians and Spouses*.

Line 32 - Pay Received for Active Service as a Member of the Reserves, National Guard or the U.S. Armed Forces

Members of the U.S. armed forces may subtract pay received for active duty military service. Enter the amount of that income included in your federal adjusted gross income.

Members of the reserves or the National Guard may subtract pay received for active service as a reservist or as a National Guard member. This includes pay received for weekend or two-week training periods. Enter the amount of that income included in your federal adjusted gross income.

Military Technician (dual status)

You may **not** subtract any income you received for full-time civil service employment as a "military technician (dual status)." Compensation received by a "military technician (dual status)" for federal civil service employment for the National Guard or for the United States Reserves, is not income received

for active service as a National Guard member or a Reserve member even though the employee may be required to wear a military uniform while at work.

For more information, see the department's ruling, ITR 12-2, *Compensation Received by a National Guard member or a member of the United States Reserves*.

NOTE: You may not subtract pay received for active duty service as a member of the U.S. Public Health Service or NOAA. For more information, see the department's ruling, ITR 10-1, Does the subtraction, for armed forces personnel, under A.R.S. § 43-1022 apply to Arizona residents who are active duty service members of the commissioned corps of the United States Public Health Service or the National Oceanic and Atmospheric Administration?

Line 33 - Net Operating Loss Adjustment

Arizona did not adopt the special federal net operating loss rules for losses incurred during 2008 or 2009. For Arizona purposes, you must deduct a net operating loss as if the loss was computed under IRC §172 in effect prior to the enactment of those special rules. If you made an election to deduct your 2008 or 2009 federal net operating loss under IRC § 172(b)(1)(H), you may have to enter an amount here. Figure how much of the net operating loss carry forward would have been allowed as a deduction on your 2020 federal income tax return, if the election described in IRC § 172(b)(1)(H) had not been made in the year of the loss. Enter the amount that exceeds the actual net operating loss carry forward that was deducted in arriving at federal adjusted gross income.

NOTE: This subtraction applies to only those individuals who made an election under the special federal net operating loss rules for 2008 and 2009. Under the special rules for 2008 and 2009, you could have elected to carry the net operating loss back for 3, 4 or 5 years, instead of the normal 2 years. This election would have been allowed under IRC § 172(b)(1)(H) as amended by the American Recovery and Reinvestment Act of 2009 or the Worker, Homeownership, and Business Assistance Act of 2009.

Line 34 - Contributions to 529 College Savings Plans

You may subtract amounts you contributed directly to 529 college savings plans during the taxable year. You may subtract the amount you contributed during the year up to a total of \$2,000 (\$4,000 for a married couple filing a joint return.) If you are married filing separate returns, either you or your spouse may take the subtraction, or you may divide it between you, but the total subtraction taken by both of you cannot be more than \$4,000.

If you contribute more than \$2,000 (\$4,000 if married) during the year, your total subtraction is still limited to \$2,000 (\$4,000 if married.)

For example: Jorge and Kate are married and have two children. During 2020, Jorge and Kate contributed \$2,500 to a 529 plan for Child 1 and \$2,500 to a 529 plan for Child 2. Even though Jorge and Kate contributed a total of \$5,000 during

2020, they may subtract only \$4,000 on their 2020 return. You may take a subtraction for the following:

- A contribution that you made during 2020 to a plan that existed before 2020.
- A contribution that you made during 2020 to a plan established in another state.
- A contribution that you made in 2020 to any 529 college savings plan. This could be a plan established for a child, grandchild, niece, nephew, or any other person for whom a plan has been established.

You cannot take a subtraction for an amount transferred from one college savings plan to a different college savings plan (a rollover).

Line 35 -

Subtract lines 23 through 34 from line 18. Enter the difference.

Line 36 - Other Subtractions from Income

NOTE: *If you are reporting adjustments on line 17 or line 36, complete page 5 of your tax return, Adjustments to Arizona Gross Income, and include it with your return. If are not reporting adjustments on line 17 or line 36, do not include page 5 with your return.*

Use line 36 if any of the following special circumstances apply.

Do not include on line 36 any amounts already excluded in the computation of your federal adjusted gross income

A. Married Persons Filing Separate Returns

If you file a separate Arizona return, you must report the following income on that return:

- *one-half of the community income from all sources, and*
- *all of your separate income.*

If you and your spouse file a joint federal return but separate Arizona returns, you must make sure that each separate return reflects the correct income. If you begin your Arizona return with only the income that you earned during the year, you will have to adjust this income.

If you file separate federal returns, each of your federal returns should already reflect the correct income. Since your separate Arizona returns will begin with the federal adjusted gross income, you will not have to adjust your income.

If you adjust your income, keep a schedule for your records of how you figured your adjustment. For more information, see the department's publication, Pub. 200, Income Tax Issues Affecting Married and Divorced Taxpayers.

B. Arizona Form 141AZ Schedule K-1 - Fiduciary Adjustment

A fiduciary uses Form 141AZ Schedule K-1 to report to you your share of the fiduciary adjustment from the trust or estate.

Line 3 of Form 141AZ Schedule K-1 shows your share of the fiduciary adjustment from the estate or trust. If the amount reported on line 3 of your Arizona Form 141AZ Schedule K-1, is a negative number, include that amount as an Other Subtraction on line 36.

NOTE: If the amount reported on line 3 of your Arizona Form 141AZ Schedule K-1, is a positive number, enter that amount as an Other Addition on line 17.

C. Federally Taxable Arizona Municipal Interest as Evidenced by Bonds

Include the amount of any interest income received on obligations of the State of Arizona, or any political subdivisions of Arizona, as evidenced by bonds, and is included in your Arizona gross income. Do not enter any Arizona municipal interest that is exempt from federal taxation and not included in your federal adjusted gross income. For more information, see the department's ruling, ITR 15-1, Arizona Municipal Interest that is Included in Federal Adjusted Gross Income.

D. Adoption Expenses

You may take this subtraction only in the year the final adoption order is granted. Include the lesser of the total of the following adoption expenses or \$3,000. When figuring your subtraction, you may include expenses incurred in prior years.

The following expenses are qualified adoption expenses:

- unreimbursed medical and hospital costs;
- adoption counseling;
- legal and agency fees; and
- other nonrecurring costs of adoption.

If you are married and filing separately, you may take the entire subtraction or you may divide the subtraction with your spouse. However, the total subtraction taken by both you and your spouse cannot exceed \$3,000.

E. Qualified Wood Stove, Wood Fireplace, or Gas-Fired Fireplace

You may take a subtraction for converting an existing fireplace to one of the following:

- a qualified wood stove;
- a qualified wood fireplace; or
- a gas fired fireplace and non-optional equipment directly related to its operation.

You may subtract up to \$500 of the costs incurred for converting an existing fireplace on your property located in Arizona. When you figure your subtraction, do not include taxes, interest, or other finance charges.

A qualified wood stove or a qualified wood fireplace is a residential wood heater that was manufactured on or after July 1, 1990, or sold at retail on or after July 1, 1992. The residential wood heater must also meet the U.S. Environmental Protection Agency's July 1990 particulate emissions standards.

A qualified gas fired fireplace is any device that burns natural or liquefied petroleum gas as its fuel through a burner system that is permanently installed in the fireplace. The conversion of an existing wood burning fireplace to noncombustible gas logs that are permanently installed in the fireplace also qualifies as a gas fired fireplace.

F. Claim of Right Adjustment for Amounts Repaid in Prior Taxable Years

You must make an entry here if **all** of the following apply:

- During a year prior to 2020 you were required to repay amounts held under a claim of right.
- You computed your tax for that prior year under Arizona's claim of right provisions.
- A net operating loss or capital loss was established due to the repayment made in the prior year.
- You are entitled to take that net operating loss or capital loss carryover into account when computing your 2020 Arizona taxable income.
- The amount of the loss carryover allowed to be taken into account for Arizona purposes is more than the amount included in your federal income.

Include the amount by which the loss carryover allowed for the taxable year under Arizona law is more than the amount included in your federal adjusted gross income.

G. Certain Expenses Not Allowed for Federal Purposes (due to claiming federal tax credits)

You may subtract some expenses that you cannot deduct on your federal return when you claim certain federal tax credits. These federal tax credits include the following:

- the Federal Work Opportunity Credit;
- the Empowerment Zone Employment Credit;
- the credit for employer-paid social security taxes on employee cash tips; and
- the Indian Employment Credit.

If you received any of the above federal tax credits for 2020, include the portion of wages or salaries you paid or incurred during the taxable year equal to the amount of those federal tax credits you received.

H. Qualified State Tuition Program Distributions

If you are a beneficiary of a qualified state tuition program, you may subtract some of the amount distributed from the program for qualified education expenses. Include the amount of the distribution that you had to include in your federal adjusted gross income. A qualified state tuition program is a program that meets the requirements of IRC § 529.

I. Subtraction for World War II Victims

You may subtract distributions made to you for your persecution or the persecution of your ancestors by Nazi Germany or any other Axis regime for racial, religious or political reasons. If you are the first recipient of such distributions, include the amount of the distributions that you had to include in your federal adjusted gross income.

You may also subtract items of income that are attributable to, derived from, or related to assets that were stolen or hidden from or lost to you if you were persecuted by Nazi Germany or any other Axis regime for racial, religious, or political reasons before, during or immediately after World War II. If you are the first recipient of such income, include the amount of income that you had to include in your federal adjusted gross income.

J. Installment Sale Income from Another State Taxed by the Other State in a Prior Taxable Year

You may subtract income from an installment sale if **both** of the following apply:

- The income from the sale is subject to Arizona income tax in 2020.
- You paid income tax to another state on that income in a **prior** tax year.

Include the amount of such income that you included in your Arizona gross income for 2020.

Do not include any amount that is subject to tax by both Arizona and another state in 2020. In this case, you may be eligible for a tax credit. See Arizona Form 309 for details.

K. Agricultural Crops Given to Arizona Charitable Organizations

Arizona law allows a subtraction for qualified crop gifts made during 2020 to one or more charitable organizations. To take this subtraction, **all** of the following must apply:

- You must be engaged in the business of farming or processing agricultural crops.
- The crop must be grown in Arizona.
- You made your gift to a charitable organization located in Arizona that is exempt from Arizona income tax.

The subtraction is the larger of the wholesale market price or the most recent sale price for the contributed crop. The amount of the subtraction cannot include any amount deducted pursuant to IRC § 170 with respect to crop contribution that exceeds the cost of producing the contributed crop.

To determine if your crop gift qualifies for this subtraction, see the department's procedure, ITP 12-1, *Establishing an Income Tax Subtraction for Agricultural Crops Contributed to Charitable Organizations*.

L. Basis Adjustment for Property Sold or Otherwise Disposed of During the Taxable Year

With respect to property that is sold or otherwise disposed of during the taxable year by a taxpayer who has complied with the requirement to add back all depreciation with respect to that property on tax returns for all taxable years beginning from and after December 31, 1999, include the amount of depreciation that has been allowed pursuant to IRC § 167(a) to the extent that the amount has not already reduced Arizona taxable income in the current or prior years. (Note: The practical effect of this is to allow a subtraction for the difference in basis for any asset for which bonus depreciation has been claimed on the federal return.)

M. Sole Proprietorship Income of an Arizona Nonprofit Medical Marijuana Dispensary included in Federal Adjusted Gross Income

If you are registered as an Arizona sole proprietorship with the Arizona Department of Health Services to operate in this state as a nonprofit medical marijuana dispensary, you may subtract the amount of the income from the dispensary that is included

in the computation of your federal adjusted gross income. Include the amount of the income on line 36.

NOTE: *If the Arizona nonprofit medical marijuana dispensary is registered with the Arizona Department of Health Services as anything other than a sole proprietorship, this subtraction does not apply.*

N. Long-Term Care Insurance Premiums

You may subtract the amount of premium costs for long-term care insurance for qualified long-term care services. Qualified long-term care services are necessary diagnostic, preventive, therapeutic, curing, treating, mitigating, rehabilitative services, and maintenance and personal care services.

You may take this subtraction only if you are *not* claiming itemized deductions for the taxable year. Include the allowable subtraction on line 36.

An individual, who claims itemized deductions, may *not* take this subtraction.

O. Americans with Disabilities Act - Access Expenditures

A subtraction is allowed for eligible business access expenditures paid or incurred during the taxable year to comply with the requirements of the Americans with Disabilities Act of 1990 or A.R.S. Title 41, chapter 9, article 8 by retrofitting developed real property that was originally placed in service at least ten years before the current taxable year. (A.R.S. §§ 43-1022 and 43-1024)

“Eligible business access expenditures” include reasonable and necessary amounts paid or incurred to:

- Remove any barriers that prevent a business from being accessible to or usable by individuals with disabilities.
- Provide qualified interpreters or other methods of making audio materials available to hearing-impaired individuals.
- Provide qualified readers, taped texts and other effective methods of making visually delivered materials available to individuals with visual impairments.
- Acquire or modify equipment or devices for individuals with disabilities.
- Provide other similar services, modifications, materials or equipment.

NOTE: *A taxpayer who has been cited for noncompliance with the Americans with disabilities act of 1990 or title 41, chapter 9, article 8 by either federal or state enforcement officials is ineligible for a subtraction under this section for any expenditure required to cure the cited violation.*

On line 36, include the amount of eligible expenditures paid or incurred during the tax year.

P. Deferred Exploration Expenses

Call one of the numbers on page 1 of these instructions if you deferred exploration expenses determined under IRC § 617 in a taxable year ending before January 1, 1990, and you have not previously taken a subtraction for those expenses.

Q. Other Adjustments

Other adjustments may be necessary. If an allowable adjustment is not listed above, enter that amount on this line. If you have more than one *Other Adjustment*, add the amounts together and enter the total.

R. Total Other Subtractions from Arizona Gross Income

Add all amounts from page 5, Part B, and enter the total on line 36.

Line 37 -

Subtract line 36 from line 35 and enter the difference.

Exemptions - Lines 38 through 41

Line 38 - Age 65 or Over

Multiply the number in box 8 on the front of your return by \$2,100 and enter the result.

Line 39 - Blind

Multiply the number in box 9 on the front of your return by \$1,500 and enter the result.

Line 40 - Other Exemptions

NOTE: *If you take an “Other Exemption” for an individual on line 40 you cannot take an exemption for this individual as a qualifying parent/grandparent on line 41 or claim this individual for the dependent tax credit on line 49*

You must complete page 4, Part 3, to compute your allowable *Other Exemptions*, on line 40. Be sure to enter the number of individuals listed in Part 3 in the box, **40E, on line 40.**

You may take an exemption in the amount of \$2,300 for each of the following individuals.

- A person who is age 65 or over (related to you or not) if either of the following applies:
 1. In 2020, paid more than one-fourth of the cost of keeping this person in an Arizona nursing care institution, an Arizona residential care institution, or an Arizona assisted living facility. Your cost must be more than \$800.
 2. In 2020, you paid more than \$800 for either Arizona home health care or other medical costs for the person.

*If both 1 and 2 apply to the same person, you are limited to only **one** exemption of \$2,300 for that person.*

NOTE: *If a taxpayer’s 65th birthday was January 1, 2021 (born 1/1/1956), that person would be considered to be age 65 at the end of 2020 for federal income tax purposes and likewise for Arizona income tax purposes.*

- A stillborn child if the following apply:
 1. The stillbirth occurred during 2020.
 2. You received a certificate of birth resulting in stillbirth from the Arizona Department of Health Services.
 3. The child would have otherwise been a member of your household.

Enter the following in columns (a) through (d):

- a) The individual's first and last name. If you are claiming an exemption for a stillborn child and the child was not named, enter "stillborn child" in place of a name.
- b) The individual's social security number. If you are claiming an exemption for a stillborn child, enter the certificate number from the certificate of birth resulting in stillbirth.
- c) For those individuals age 65 or over:
 - Check box C1 if you paid more than one-fourth of the cost of keeping this person in an Arizona nursing care institution, an Arizona residential care institution, or an Arizona assisted living facility. Your cost must be more than \$800 during the taxable year.
 - Check box C2 if you paid more than \$800 for either Arizona home health care or other medical costs for the person during the taxable year.

*If you check both box C1 and box C2 for the same individual, you are limited to only **one** exemption of \$2,300 for that individual.*

- d) Check this box if claiming an exemptions for a stillborn child.

Enter the total **number** of exemptions in box **40E** on line 40.

You may lose the exemption if you do not furnish this information.

Multiply the number in box **40E** by \$2,300 and enter the result.

Line 41 - Qualifying Parents and Grandparents

NOTE: *If you take an exemption for an individual as a qualifying parent/grandparent on line 41 you cannot take an "Other Exemption" for the same individual on line 40, or claim this individual for the dependent tax credit on line 49.*

Multiply the number in box 11a on the front of your return by \$10,000 and enter the result.


Line 42 - Arizona Adjusted Gross Income

Subtract lines 38 through 41 from line 37. If less than zero, enter "0".

Figuring Your Tax

Line 43 - Itemized Deductions or Standardized Deductions

You must decide whether to take the standard deduction or to itemize your deductions. Your Arizona income tax will be less if you take the larger of your standard deduction or your itemized deductions.

 When you *e-file*, the software completes the math for you.

Your Itemized Deductions

If you itemize your deductions, check box 43I.

You may itemize deductions on your Arizona return even if you take a standard deduction on your federal return. For the most

part, you may claim those deductions allowable as itemized deductions under the IRC.

In some cases, the amount allowed for some deductions may not be the same as the amount allowable for federal purposes.

You may have to adjust the amounts shown on your completed federal Form 1040 Schedule A.

See Arizona Form 140 Schedule A, *Itemized Deduction Adjustments*, to figure if you have to make any adjustments.

To figure your itemized deductions, you must complete a federal Form 1040 Schedule A. Then, if required, complete Arizona Form 140, Schedule A, *Itemized Deduction Adjustments*.

If you do **not** have to complete Form 140 Schedule A, *Itemized Deduction Adjustments*; enter the amount from federal Form 1040 Schedule A, on Form 140, line 43. You must include a copy of the completed federal Schedule A with your Arizona return.

Your Standard Deduction

If you take the standard deduction, check box 43S.

If your filing status is:	Your standard deduction is:
• Single	\$12,400
• Married filing separate	\$12,400
• Married filing joint	\$24,800
• Head of household	\$18,650

Line 44 - Increased Standard Deduction for Charitable Contributions

A taxpayer may increase the allowable standard deduction amount equal to 25% (.25) of the total amount of a taxpayer's charitable deductions that would have been allowed if the taxpayer elected to claim itemized deductions.

To claim the increased standard deduction, you must complete Form 140, page 3, and include the completed page with your tax return, when filed.

Be sure to check box **44C** on line 44. If you do not check this box **and** include a completed page 3 with your tax return, you may be denied the increased standard deduction.

Line 45 - Arizona Taxable Income

Subtract lines 43 and 44 from line 42 and enter the difference. If less than zero, enter "0". Use this amount to calculate your tax using Tax Table X or Y or the Optional Tax Tables.

Line 46 - Tax Amount

Enter the tax from either Tax Table X or Y or the Optional Tax Tables. If your taxable income is less than \$50,000, use the Optional Tax Table. If your taxable income is \$50,000 or more, use Tax Table X or Y.

Line 47 - Tax from Recapture of Credits from Arizona Form 301

Enter the amount of tax due from recapture of the credits from Arizona Form 301, Part 2, line 31.

Line 48 - Subtotal of Tax

Add lines 46 and 47 and enter the total.

Line 49 - Dependent Tax Credit

NOTE: *If you claim an individual for the dependent tax credit on line 49 you cannot take an exemption for the same individual as a qualifying parent/grandparent on line 41 or as an "Other Exemption" on line 40.*

For taxable years beginning from and after December 31, 2018, taxpayers may claim a nonrefundable Dependent Tax Credit for certain qualifying dependents.

For the purpose of the dependent tax credit, "dependent" means an individual that qualifies as a dependent for federal purposes.

The tax credit is equal to:

- \$100 for each qualifying dependent who is under 17 years of age at the end of the taxable year.
- \$25 for each qualifying dependent who is at least 17 years of age at the end of the taxable year.

The allowable credit is reduced for single, head of household, and married taxpayers filing separate returns whose federal adjusted gross income (page 1, line 12) is more than \$200,000; and for married taxpayers filing a joint return whose federal adjusted gross income is more than \$400,000.

Complete the following tables to compute your allowable Dependent Tax Credit.

Table I			
(a)	(b)	(c) Credit amount	(d) Multiply column (b) by column (c)
1. Enter number of dependents from page 1, box 10a....		\$ 100	\$.00
2. Enter number of dependents from page 1, box 10b....		\$ 25	\$.00
3. Credit amount before adjustment. Add lines 1 and 2. Enter total in column (d).			\$.00

All taxpayers go to Table II.

Table II		
If your filing status is single, married filing separate, or head of household; is your federal adjusted gross income on page 1, line 12, more than \$200,000?	Yes	No
	<input type="checkbox"/>	<input type="checkbox"/>
If your filing status is married filing joint, is your federal adjusted gross income on page 1, line 12, more than \$400,000?	Yes	No
	<input type="checkbox"/>	<input type="checkbox"/>

- If you answered "No", you are not required to reduce the amount of credit computed in Table I.

Enter the amount From Table I, line 3 on page 2, line 49.

- If you answered "Yes", you are required to reduce the amount of credit computed in Table I.

Complete Table III or Table IV.

Table III 2020 Adjusted Dependent Tax Credit For filing status: single, married filing separate, or head of household	
1. Enter your federal adjusted gross income from page 1, line 12.....	\$.00
2. Federal adjusted gross income limit.....	\$ 200,000.00
3. Subtract line 2 from line 1. Enter the difference..... <i>If the difference is greater than \$19,000, 'STOP' you cannot claim the dependent tax credit.</i>	\$.00
4. Enter amount from Table I, line 3, column (d).....	\$.00
5. Based on the amount on line 3, enter the number from Table V. For example: if line 3 is \$1,500, enter .90	
6. Multiply line 4 by line 5. Enter the result. Also, enter the result on page 2, line 49.....	\$.00

Table IV 2020 Adjusted Dependent Tax Credit For filing status: married filing joint	
1. Enter your federal adjusted gross income from page 1, line 12.....	\$.00
2. Federal adjusted gross income limit.....	\$ 400,000.00
3. Subtract line 2 from line 1. Enter the difference..... <i>If the difference is greater than \$19,000, 'STOP' you cannot claim the dependent tax credit.</i>	\$.00
4. Enter amount from Table I, line 3 column (d).....	\$.00
5. Based on the amount on line 3, enter the number from Table V. For example: if line 3 is \$1,500, enter .90	
6. Multiply line 4 by line 5. Enter the result. Also, enter the result on page 2, line 49.....	\$.00

DO NOT STAPLE ANY ITEMS TO THE RETURN.

82F Check box 82F if filing under extension OR FISCAL YEAR BEGINNING MM,DD,YY 2,0,2,0 AND ENDING MM,DD,YY 2,0,Y,Y. 66F

1 Your First Name and Middle Initial Last Name Enter your SSN(s) Your Social Security Number

1 Spouse's First Name and Middle Initial (if box 4 or 6 checked) Last Name Enter your SSN(s) Spouse's Social Security No.

2 Current Home Address - number and street, rural route Apt. No. Daytime Phone (with area code) 94

3 City, Town or Post Office State ZIP Code Last Names Used in Last Four Prior Year(s) (if different) 97

EXEMPTIONS/FILING STATUS: 4 Married filing joint return 4a Injured Spouse Protection of Joint Overpayment 5 Head of household... 6 Married filing separate return... 7 Single... 8 Age 65 or over... 9 Blind... 10a Dependents: Under age of 17. 10b Dependents: Age 17 and over. 11a Qualifying parents and grandparents. Includes boxes 81 PM and 80 RCVD.

(Box 10a and 10b): Dependent Information. See instructions. For more space, check the box and complete page 4, Part 1.

Table with 6 columns: (a) FIRST AND LAST NAME, (b) SOCIAL SECURITY NO., (c) RELATIONSHIP, (d) NO. OF MONTHS LIVED IN YOUR HOME IN 2020, (e) Dependent Age included in: 1 (Box 10a), 2 (Box 10b), (f) if you did not claim this person on your federal return due to educational credits. Rows 10c, 10d, 10e.

(Box 11a): Qualifying parents and grandparents. See instructions. For more space, check the box and complete page 4, Part 2.

Table with 6 columns: (a) FIRST AND LAST NAME, (b) SOCIAL SECURITY NO., (c) RELATIONSHIP, (d) NO. OF MONTHS LIVED IN YOUR HOME IN 2020, (e) IF AGE 65 OR OVER, (f) IF DIED IN 2020. Rows 11b, 11c.

Main tax calculation table with columns for line number, description, and amount. Rows 12-35 including Federal adjusted gross income, additions, and subtractions.

Place any required federal and AZ schedules or other documents after Form 140.

Additions

Subtractions

Your Name (as shown on page 1) _____ Your Social Security Number _____

Exemptions	36	Other Subtractions from Income. Complete <i>Adjustments to Arizona Gross Income</i> schedule on page 5.....	36		00				
	37	Subtract line 36 from line 35 and enter the difference.....	37		00				
	38	Age 65 or over: Multiply the number in box 8 by \$2,100.....	38		00				
	39	Blind: Multiply the number in box 9 by \$1,500.....	39		00				
	40	Other Exemptions. See instructions..... 40E <input type="text"/> Multiply the number in box 40E by \$2,300.....	40		00				
Balance of Tax	41	Qualifying parents and grandparents: Multiply the number in box 11a by \$10,000.....	41		00				
	42	Arizona adjusted gross income: Subtract lines 38 through 41 from line 37. If less than zero, enter "0".....	42		00				
	43	Deductions: Check box and enter amount. See instructions..... 43I <input type="checkbox"/> ITEMIZED... 43S <input type="checkbox"/> STANDARD	43		00				
	44	If you checked box 43S and claim charitable deductions, check 44C <input type="checkbox"/> Complete page 3. See instructions.....	44		00				
	45	Arizona taxable income: Subtract lines 43 and 44 from line 42. If less than zero, enter "0".....	45		00				
	46	Compute the tax using amount on line 45 and Tax Table X, Y or Optional Tax Tables.....	46		00				
	47	Tax from recapture of credits from Arizona Form 301, Part 2, line 31.....	47		00				
	48	Subtotal of tax: Add lines 46 and 47 and enter the total.....	48		00				
	49	Dependent Tax Credit. See instructions.....	49		00				
	50	Family income tax credit (from the worksheet - see instructions).....	50		00				
Total Payments and Refundable Credits	51	Nonrefundable Credits from Arizona Form 301, Part 2, line 61.....	51		00				
	52	Balance of tax: Subtract lines 49, 50 and 51 from line 48. If the sum of lines 49, 50 and 51 is greater than line 48, enter "0".....	52		00				
	53	2020 AZ income tax withheld.....	53		00				
	54	2020 AZ estimated tax payments.. 54a <input type="text"/> 00 Claim of Right 54b <input type="text"/> 00 Add 54a and 54b..	54c		00				
	55	2020 AZ extension payment (Form 204).....	55		00				
	56	Increased Excise Tax Credit (from the worksheet - see instructions).....	56		00				
	57	Property Tax Credit from Arizona Form 140PTC.....	57		00				
	58	Other refundable credits: Check the box(es) and enter the total amount..... 581 <input type="checkbox"/> 308-I 582 <input type="checkbox"/> 349	58		00				
59	Total payments and refundable credits: Add lines 53 through 58 and enter the total.....	59		00					
Tax Due or Overpayment	60	TAX DUE: If line 52 is larger than line 59, subtract line 59 from line 52 and enter amount of tax due. Skip lines 61, 62 and 63.....	60		00				
	61	OVERPAYMENT: If line 59 is larger than line 52, subtract line 52 from line 59 and enter amount of overpayment.....	61		00				
	62	Amount of line 61 to be applied to 2021 estimated tax.....	62		00				
	63	Balance of overpayment: Subtract line 62 from line 61 and enter the difference.....	63		00				
Voluntary Gifts	64 - 74 Voluntary Gifts to:								
		Solutions Teams Assigned to Schools.....	64	<input type="text"/> 00	Arizona Wildlife.....	65	<input type="text"/> 00		
	Child Abuse Prevention.....	66	<input type="text"/> 00	Domestic Violence Services.....	67	<input type="text"/> 00	Political Gift.....	68	<input type="text"/> 00
	Neighbors Helping Neighbors..	69	<input type="text"/> 00	Special Olympics.....	70	<input type="text"/> 00	Veterans' Donations Fund.....	71	<input type="text"/> 00
	I Didn't Pay Enough Fund.....	72	<input type="text"/> 00	Sustainable State Parks and Road Fund.....	73	<input type="text"/> 00	Spay/Neuter of Animals..	74	<input type="text"/> 00
	75	Political Party (if amount is entered on line 68 - check only one): 751 <input type="checkbox"/> Democratic 752 <input type="checkbox"/> Libertarian 753 <input type="checkbox"/> Republican							
	76	Estimated payment penalty.....	76					00	
Penalty	77	771 <input type="checkbox"/> Annualized/Other 772 <input type="checkbox"/> Farmer or Fisherman 773 <input type="checkbox"/> Form 221 included							
	78	Add lines 64 through 74 and 76; enter the total.....	78				00		
	79	REFUND: Subtract line 78 from line 63. If less than zero, enter amount owed on line 80.....	79					00	
Refund or Amount Owed	Direct Deposit of Refund: Check box 79A if your deposit will be ultimately placed in a foreign account ; see instructions. 79A <input type="checkbox"/>								
	<input checked="" type="checkbox"/> C <input type="checkbox"/> Checking or <input type="checkbox"/> S <input type="checkbox"/> Savings	ROUTING NUMBER	ACCOUNT NUMBER						
80	AMOUNT OWED: Add lines 60 and 78. Make check payable to Arizona Department of Revenue; write your SSN on payment; and include with your return.....	80					00		

Under penalties of perjury, I declare that I have read this return and any documents with it, and to the best of my knowledge and belief, they are true, correct and complete. Declaration of preparer (other than taxpayer) is based on all information of which preparer has any knowledge.

PLEASE SIGN HERE

YOUR SIGNATURE _____ DATE _____ OCCUPATION _____

SPOUSE'S SIGNATURE _____ DATE _____ SPOUSE'S OCCUPATION _____

PAID PREPARER'S SIGNATURE _____ DATE _____ FIRM'S NAME (PREPARER'S IF SELF-EMPLOYED) _____

PAID PREPARER'S STREET ADDRESS _____ PAID PREPARER'S TIN _____

PAID PREPARER'S CITY _____ STATE _____ ZIP CODE _____ PAID PREPARER'S PHONE NUMBER _____

If you are sending a payment with this return, mail to Arizona Department of Revenue, PO Box 52016, Phoenix, AZ 85072-2016. Include the payment with Form 140.

If you are expecting a refund or owe no tax, or owe tax but are not sending a payment, mail to Arizona Department of Revenue, PO Box 52138, Phoenix, AZ 85072-2138.

2020 Form 140 - Standard Deduction Increase for Charitable Contributions

You must complete this worksheet if you are taking an increased standard deduction for charitable contributions. Include the completed worksheet with your tax return, when filed. If you do not include the completed worksheet, your standard deduction will not be increased.

Taxpayers electing to take the Standard Deduction on their Arizona tax return may *increase* the standard deduction amount by 25% (.25) of the total amount of the taxpayer's charitable deductions that would have been allowed if the taxpayer elected to claim itemized deductions on the Arizona tax return.

Charitable contributions (lines 1C, 2C, and 3C) are those gifts allowed on federal 1040 Schedule A (Gifts to Charity) that you would have claimed had you elected to take itemized deductions on your federal return.

NOTE 1: If you did not itemize deductions on your federal return and reported the allowable deduction (not to exceed \$300) for qualifying charitable contributions on your federal return, you **must** reduce the total 2020 contributions by the amount for which you took the allowable deduction on your federal return. Enter the amount of your federal deduction on line 5C.

NOTE 2: You **must** reduce your contribution amount by the total 2020 contributions for which you are claiming an Arizona tax credit on Form 321 (line 20) and/or Form 352 (line 20) for the current tax year (2020) or claimed on your return for the prior tax year (2019). The prior tax year amounts can be found on line 10 of your 2019 Forms 321 and 352. Enter this amount on line 6C.

NOTE 3: If you itemized deductions on your federal return (1040 Schedule A) and were required to adjust the amount of your allowable contributions on your federal 1040 Schedule A for the amount claimed as a tax credit on your Arizona income tax return, include the amount of the federal contribution adjustment to line 1C and enter the amount of the Arizona tax credit on line 6C.

Complete the worksheet to determine your allowable increased standard deduction for charitable contributions.

1C	2020 Gifts by cash or check.....	1C	00
2C	2020 Other than by cash or check.....	2C	00
3C	Carryover from prior year.....	3C	00
4C	Add lines 1C through 3C and enter the total.....	4C	00
5C	If you did not itemize deductions on your federal return (1040 Schedule A) and took a deduction for charitable contributions on your federal return, enter the amount of charitable contribution deduction reported on your federal return. (See Note 1).....	5C	00
6C	Total charitable contributions made in 2020 for which you are claiming a credit under Arizona law for the current (2020) or prior (2019) tax year.....	6C	00
7C	Subtract lines 5C and 6C from line 4C and enter the difference. If less than zero, enter "0".....	7C	00
8C	Multiply line 7C by 25% (.25) and enter the result.....	8C	00

- Enter the amount shown on line 8C on page 2, line 44.
- Be sure to check box **43S** for Standard Deduction on line 43.
- Check box **44C** for charitable deductions on line 44. If you do not check this box, you may be denied the increased standard deduction.

2020 Form 140 Dependent and Other Exemption Information

Include page 4 with your return if:

- You are listing additional dependents (for box 10a and 10b) from page 1.
- You are listing additional qualifying parents and grandparents (for box 11a) from page 1.
 - You are claiming *Other Exemptions* on page 2, line 40.

Part 1: Dependents (Box 10a and 10b) continued from page 1

Information used to compute your allowable Dependent Tax Credit on page 2, line 49.

NOTE: If you have more than three qualifying dependents, you **must** complete Part 1 *and* the worksheet in the instructions, to compute your Dependent Tax Credit on line 49.

	(a) FIRST AND LAST NAME (Do not list yourself or spouse.)	(b) SOCIAL SECURITY NO.	(c) RELATIONSHIP	(d) NO. OF MONTHS LIVED IN YOUR HOME IN 2020	(e) ✓ Dependent Age included in:		(f) ✓ IF YOU DID NOT CLAIM THIS PERSON ON YOUR FEDERAL RETURN DUE TO EDUCATIONAL CREDITS
					1 (Box 10a)	2 (Box 10b)	
10f					<input type="checkbox"/>	<input type="checkbox"/>	<input type="checkbox"/>
10g					<input type="checkbox"/>	<input type="checkbox"/>	<input type="checkbox"/>
10h					<input type="checkbox"/>	<input type="checkbox"/>	<input type="checkbox"/>
10i					<input type="checkbox"/>	<input type="checkbox"/>	<input type="checkbox"/>
10j					<input type="checkbox"/>	<input type="checkbox"/>	<input type="checkbox"/>
10k					<input type="checkbox"/>	<input type="checkbox"/>	<input type="checkbox"/>
10l					<input type="checkbox"/>	<input type="checkbox"/>	<input type="checkbox"/>
10m					<input type="checkbox"/>	<input type="checkbox"/>	<input type="checkbox"/>
10n					<input type="checkbox"/>	<input type="checkbox"/>	<input type="checkbox"/>
10o					<input type="checkbox"/>	<input type="checkbox"/>	<input type="checkbox"/>
10p					<input type="checkbox"/>	<input type="checkbox"/>	<input type="checkbox"/>

Part 2: Qualifying parents and grandparents (Box 11a) continued from page 1

Additional qualifying parents and grandparents information used to compute your allowable exemption on page 2, line 41.

	(a) FIRST AND LAST NAME (Do not list yourself or spouse.)	(b) SOCIAL SECURITY NO.	(c) RELATIONSHIP	(d) NO. OF MONTHS LIVED IN YOUR HOME IN 2020	(e) ✓ IF AGE 65 OR OVER	(f) ✓ IF DIED IN 2020
11d					<input type="checkbox"/>	<input type="checkbox"/>
11e					<input type="checkbox"/>	<input type="checkbox"/>
11f					<input type="checkbox"/>	<input type="checkbox"/>
11g					<input type="checkbox"/>	<input type="checkbox"/>
11h					<input type="checkbox"/>	<input type="checkbox"/>
11i					<input type="checkbox"/>	<input type="checkbox"/>

Part 3: Other Exemptions

Information used to compute your allowable Other Exemptions on page 2, line 40.

	(a) FIRST AND LAST NAME (Do not list yourself or spouse.)	(b) SOCIAL SECURITY NO.	(c) ✓ AGE 65 OR OVER (see instructions)		(d) ✓ STILLBORN CHILD IN 2020
			C1	C2	
1			<input type="checkbox"/>	<input type="checkbox"/>	<input type="checkbox"/>
2			<input type="checkbox"/>	<input type="checkbox"/>	<input type="checkbox"/>
3			<input type="checkbox"/>	<input type="checkbox"/>	<input type="checkbox"/>
4			<input type="checkbox"/>	<input type="checkbox"/>	<input type="checkbox"/>
5			<input type="checkbox"/>	<input type="checkbox"/>	<input type="checkbox"/>
6			<input type="checkbox"/>	<input type="checkbox"/>	<input type="checkbox"/>
7			<input type="checkbox"/>	<input type="checkbox"/>	<input type="checkbox"/>
8			<input type="checkbox"/>	<input type="checkbox"/>	<input type="checkbox"/>
9			<input type="checkbox"/>	<input type="checkbox"/>	<input type="checkbox"/>
10			<input type="checkbox"/>	<input type="checkbox"/>	<input type="checkbox"/>

Enter the total number of individuals listed in Part 3 in box 40E on page 2, line 40.

2020 Form 140 - Adjustments to Arizona Gross Income

Complete and include this schedule with your tax return **only** if you are making any adjustments to your Arizona Gross Income.

A. Other Additions to Arizona Gross Income - Line 17 (see instructions for more information)

A	Married Persons Filing Separate returns.....	A		00
B	Arizona Form 141AZ Schedule K-1 - Fiduciary Adjustment.....	B		00
C	Ordinary Income Portion of Lump-Sum Distributions Excluded on Your Federal Return.....	C		00
D	Items Previously Deducted for Arizona Purposes.....	D		00
E	Claim of Right Adjustment for Amounts Repaid in 2020.....	E		00
F	Claim of Right Adjustment for Amounts Repaid in Prior Taxable Years.....	F		00
G	Addition to S corporation Income Due to Claiming Pass-through Credit (Forms 312, 315, and 320).....	G		00
H	Wage Expense for Employers of TANF Recipients who claim a credit (Form 320).....	H		00
I	Adjusted Basis in Property for Which You Have Claimed a Credit for Investment in Qualified Small Businesses (Form 338).....	I		00
J	Nonqualified Withdrawals from 529 College Savings Plans.....	J		00
K	Sole Proprietorship Loss of an Arizona Nonprofit Medical Marijuana Dispensary included in Federal Adjusted Gross Income.....	K		00
L	Federal Net Operating Loss (NOL) Carryforward from Non-Arizona Sources Accrued While a Non-Resident.....	L		00
M	Federal Capital Loss Carryforward Deduction Incurred from Non-Arizona sources prior to Arizona Residency.....	M		00
N	Americans with Disabilities Act - Access Expenditures.....	N		00
O	Amortization or depreciation for child care facility before 1990.....	O		00
P	Other Adjustments related to tax credits.....	P		00
Q	Other Adjustments - see instructions.....	Q		00
R	Total Other Additions to Arizona Gross Income: Add all amounts and enter the total here and on page 1, line 17.....	R		00

B. Other Subtractions from Arizona Gross Income - Line 36 (see instructions for more information)

A	Married Persons Filing Separate returns.....	A		00
B	Arizona Form 141AZ Schedule K-1 - Fiduciary Adjustment.....	B		00
C	Federally Taxable Arizona Municipal Interest as Evidenced by Bonds.....	C		00
D	Adoption Expense.....	D		00
E	Qualified Wood Stove, Wood Fireplace or Gas-Fired Fireplace.....	E		00
F	Claim of Right Adjustment for Amounts Repaid in Prior Taxable Years.....	F		00
G	Certain Expenses Not Allowed for Federal Purposes (due to claiming federal tax credits).....	G		00
H	Qualified State Tuition Distributions.....	H		00
I	Subtraction for World War II Victims.....	I		00
J	Installment Sale Income from Another State Taxed by the Other State In a Prior Taxable Year.....	J		00
K	Agricultural Crops Given to Arizona Charitable Organizations.....	K		00
L	Basis Adjustment for Property Sold or Otherwise Disposed of During the Taxable Year.....	L		00
M	Sole Proprietorship Income of an Arizona Nonprofit Medical Marijuana Dispensary included in Federal Adjusted Gross Income.....	M		00
N	Long-Term Care Insurance Premiums.....	N		00
O	Americans with Disabilities Act - Access Expenditures.....	O		00
P	Exploration expenses deferred before January 1, 1990.....	P		00
Q	Other Adjustments - see instructions.....	Q		00
R	Total Other Subtractions from Arizona Gross Income: Add all amounts and enter the total here and on page 2, line 36.....	R		00

THIS PAGE INTENTIONALLY LEFT BLANK

Include with your return.

Your Name as shown on Form 140	Your Social Security Number
Spouse's Name as shown on Form 140 (if filing joint)	Spouse's Social Security Number

To itemize on your Arizona return, you must first complete a federal Schedule A. Use Form 140, Schedule A, to adjust the amount shown on the federal Schedule A. Complete Form 140, Schedule A, **only if you are making changes** to the amount shown on the federal Schedule A. See instructions for details.

Adjustment to Medical and Dental Expenses

1 Medical and dental expenses.....	1		00	
2 Medical expenses allowed to be taken as a federal itemized deduction.....	2		00	
3 If line 1 is the same as or more than line 2, subtract line 2 from line 1; otherwise, go to line 4.....	3		00	
4 If line 2 is more than line 1, subtract line 1 from line 2.....	4		00	

Adjustment to Interest Deduction

5 If you received a federal credit for interest paid on mortgage credit certificates (from federal Form 8396), enter the amount of mortgage interest you paid for 2020 that is equal to the amount of your 2020 federal credit.....	5		00	
---	----------	--	----	--

Adjustment to Charitable Contributions

6 Amount of charitable contributions for which you are claiming a credit under Arizona law.....	6		00	
---	----------	--	----	--

Adjustment to State Income Taxes

7 Amount of state taxes deducted on the federal Schedule A that are for contributions to a charity for which an Arizona credit was received. If your tax deductions were limited on your federal Schedule A complete the worksheet on page 2 to determine the adjustment on this line.....	7		00	
--	----------	--	----	--

Other Adjustments

8 Amount allowed as a federal itemized deduction that relates to income not subject to Arizona tax.....	8		00	
---	----------	--	----	--

Adjusted Itemized Deductions

9 Add the amounts on lines 3 and 5.....	9		00	
10 Add the amounts on lines 4, 6, 7 and 8.....	10		00	
11 Total federal itemized deductions allowed to be taken on federal return.....	11		00	
12 Enter the amount from line 9 above.....	12		00	
13 Add lines 11 and 12.....	13		00	
14 Enter the amount from line 10 above.....	14		00	
15 Arizona itemized deductions: Subtract line 14 from line 13. Enter the difference here. Also, enter the amount on Form 140, page 2, line 43.....	15		00	



You must include a copy of federal Form 1040, Schedule A with your return if you itemize your deductions.

Your Name (as shown on page 1)

Your Social Security Number

2020 Form 140 Schedule A Adjustment to State Income Taxes

Arizona Revised Statute § 43-1042 was amended to require taxpayers to reduce the amount of itemized deductions for amounts used to claim an Arizona credit even if the amount was deducted on the federal return as taxes paid rather than charitable contributions.

If you claimed income taxes on your federal 1040 Schedule A, complete the following worksheet to determine the amount of your adjustment to enter on page 1, line 7.

1A	Total Taxes on the federal Schedule A before applying the federal limitations.....	1A		00
2A	Amount included in the line 1A for which you claimed an Arizona credit.....	2A		00
3A	Subtract line 2A from line 1A. Enter the difference.....	3A		00
4A	Limit from federal Schedule A. Enter \$10,000 (\$5,000 if married filing separate)..	4A		00
5A	Enter the smaller of line 3A or 4A.....	5A		00
6A	Enter total taxes claimed on federal Schedule A (after limitation).....	6A		00
7A	Subtract line 5A from line 6A. This is the amount of your Arizona adjustment. Enter the amount on page 1, line 7.....	7A		00

DO NOT STAPLE ANY ITEMS TO THE RETURN.

For the calendar year 2020 or fiscal year beginning MM,DD,YY 2,0,2,0 and ending MM,DD,YY 2,0,Y,YY. **66**

1 Your First Name and Middle Initial	Last Name	Enter your SSN(s). Your Social Security Number
1 Spouse's First Name and Middle Initial (if filing joint)	Last Name	Spouse's Social Security No.
2 Current Home Address - number and street, rural route	Apt. No.	Daytime Phone (with area code) 94
3 City, Town or Post Office	State	ZIP Code

REVENUE USE ONLY. DO NOT MARK IN THIS AREA.
88

Resident Personal Income Tax Forms – Check only one box:

- 140 140A 140EZ 140PTC 140ET
- Part-Year Resident Personal Income Tax, Form 140PY
- Nonresident Personal Income Tax, Form 140NR
- Nonresident Composite, Form 140NR

81 PM	80 RCVD
--------------	----------------

All extension requests must be postmarked on or before the original due date of the return, unless the original due date falls on a Saturday, Sunday, or legal holiday. In that case, your request must be postmarked on or before the business day following that Saturday, Sunday, or legal holiday. If you are a calendar year filer, your request for a 2020 filing extension must be postmarked on or before April 15, 2021.

An Arizona extension cannot be granted for more than six months beyond the original due date of the return. Arizona will grant an automatic six-month extension to individuals filing Forms 140, 140A, 140EZ, 140NR, 140PY, 140PTC or 140ET. Arizona will accept a valid federal extension for the period covered by the federal extension. This includes the automatic six-month individual federal filing extension.

CHECK ONE BOX:

Individual Calendar Year Filers:

This is a request for an automatic 6-month filing extension

Individual Fiscal Year Filers:

Enter taxable year end date and 6-month extended due date

Fiscal Tax Year Ending	Return Due Date
	October 15, 2021

A federal extension will be used to file this tax return. This form is being used to transmit the Arizona extension payment.

1 Tax liability for 2020. You may estimate this amount	1		00
2 Arizona income tax withheld during 2020	2	00	
3 Arizona estimated tax payments for 2020	3	00	
4 Credits you will claim on your 2020 return. See Arizona Form 301 for a list of credits. 4	4	00	
5 Add lines 2 through 4.....	5		00
6 Balance of Tax: Subtract line 5 from line 1.....	6		00
7 Enter amount of payment enclosed with this extension..... PAYMENT ENCLOSED ▶	7		00

- Make check payable to Arizona Department of Revenue; **write your SSN and tax year on your payment.**
- **Include your payment with this form.**
- For **Nonresident Composite returns**, write "Composite 140NR" on payment and include the taxable year end and entity's EIN.

• **IMPORTANT:** If you are filing under a federal extension but are making an Arizona extension *payment by credit card or electronic payment*, **do not mail Form 204** to us. We will apply your extension tax payment to your account.

• If you **are** sending a payment with this request, mail to Arizona Department of Revenue, PO Box 29085, Phoenix, AZ 85038-9085.

• If you are **not** sending a payment with this request, mail to Arizona Department of Revenue, PO Box 52138, Phoenix, AZ 85072-2138.

THIS PAGE INTENTIONALLY LEFT BLANK

2020 Form 140 Schedule A Itemized Deduction Adjustments

For Full-Year Residents Only

Before you complete Arizona Form 140 Schedule A, you must complete a federal Form 1040 Schedule A.

You may itemize your deductions on your Arizona return even if you do not itemize on your federal return. For the most part, you can deduct those items that allowable itemized deductions under the Internal Revenue Code (IRC).

Use Form 140 Schedule A, *Itemized Deduction Adjustments*, to adjust the amount shown on the federal Schedule A. Complete Form 140 Schedule A **only** if you are making changes to the amount shown on the federal Schedule A. You must include the federal Form 1040 Schedule A, with this form.

General Instructions

Arizona is a community property state. If you are married filing a separate return and claiming itemized deductions, see the department's Income Tax Ruling, ITR 93-19, *Deductions, Exemptions, and Credits for Married Taxpayers who file Separate Returns*, for more information claiming itemized deductions.

When married taxpayers file separate Arizona income tax returns, both filers must either claim the standard deduction or itemize deductions. One spouse may not claim a standard deduction when the other spouse itemizes deductions. If this situation does occur, the standard deduction will be disallowed regardless of which return may have been filed first.

The treatment of itemized deductions by spouses who file separate returns depends on whether the deductible expenses were paid with community funds or with separate funds. If the expenses were paid with community funds, the deduction is divided equally between each spouse. Expenses paid with separate funds are deductible by the spouse who paid the expenses. Under no circumstances may more than 100 percent of the allowable deductions be claimed.

NOTE: *If you or your spouse claim 100% of the allowable itemized deductions, the other spouse must enter "0" on Form 140, line 43, and that spouse cannot claim an adjustment for either itemized deductions or the standard deduction.*

You must complete Form 140 Schedule A, only if any of the following items apply to you:

1. You are deducting medical and dental expenses.
2. You are claiming a federal credit (from federal Form 8396) for interest paid on mortgage credit certificates.
3. Your deductions claimed on the federal Schedule A include expenses related to income not subject to Arizona tax.
4. You are claiming an Arizona credit for any amount allowed as a charitable contribution or a state income tax deduction.

If any of the above items apply to you, complete federal Form 1040 Schedule A, and then complete Form 140 Schedule A, as instructed.

Do not complete Form 140 Schedule A, if those items do not apply to you.

If you do not have to complete Form 140 Schedule A, enter the amount from federal Form 1040 Schedule A, on Arizona Form 140, page 2, line 43.

Line-by-Line Instructions

Lines 1 through 4 - Medical and Dental Expenses

*Skip lines 1 through 4 if you are **not** deducting medical and dental expenses.*

In most cases, the deduction allowed on the Arizona return will be larger than the deduction allowed on the federal return. On your Arizona return, you do not have to reduce your medical expenses by a percentage of your federal adjusted gross income.

In most cases, you may deduct more medical expenses on your Arizona return than you can deduct on your federal return. Complete lines 1 through 4 to deduct those expenses that were not allowed on federal return due to limitations.

Line 1 -

Enter the total of your medical and dental expenses. Do not include any expenses that were paid by insurance or other sources. Do not include the following amounts you paid through an employer-sponsored health insurance plan (cafeteria plan) unless your employer included the amounts in Box 1 of your Form W-2.

- Insurance premiums you paid through the plan.
- Other medical and dental expenses paid by the plan.

If you are self-employed, do not include any amount that you paid for health insurance that you deducted in computing your federal adjusted gross income.

For details about what types of expenses you may deduct, see federal Form 1040 Schedule A.

Lines 2 through 4 -

Complete lines 2 through 4 as instructed on the form.

Line 5 - Interest Paid on Mortgage Credit Certificates

*Skip line 5 if you are **not** claiming a federal credit for interest paid on mortgage credit certificates on your federal return.*

If you claimed this credit on your federal return (using federal Form 8396), you may deduct the amount of mortgage interest you paid in 2020 that is equal to the amount of that credit. Enter the amount of that interest on line 5.

Line 6 - Adjustments to Charitable Contributions

*Skip line 6 if you are **not** claiming an Arizona credit for any amount allowed as a charitable contribution.*

You cannot claim both a deduction and a credit for the same charitable contributions. Enter the amount of charitable contributions for which you are claiming a credit.

For Example:		
If you claimed a credit on AZ Form:	For:	
321	Contributions to Qualifying Charitable Organizations	You must make an entry on line 6 if you deducted the amount contributed as an itemized deduction on federal Form 1040 Schedule A.
322	Contributions Made or Fees Paid to Public Schools	
323	Contributions to Private School Tuition Organization	
331	Donation of School Site	
335-I	Contributions made by an S Corporation to a School Tuition Organization - Individual	
340	Donations to the Military Family Relief Fund	
341-I	Contributions made by an S Corporation to a School Tuition Organization for Displaced Students or Students with Disabilities - Individual	
348	Contributions to Certified School Tuition Organization - Individual	
352	Contributions to Qualifying Foster Care Charitable Organizations	

If you claimed a credit on your 2019 return for a contribution that you made during 2020 (see Arizona Forms 321, 322, 323, 348 and 352), you must make this adjustment on your 2020 return, even though you claimed the credit on your 2019 return.

If you are claiming a credit on your 2020 return for a contribution made during 2021 (see Arizona Forms 321, 322, 323, 348 and 352), you must make this adjustment on your 2021 return, even though you are claiming the credit on your 2020 return.

Line 7 – Adjustment to State Income Taxes

Arizona Revised Statute § 43-1042 was amended to require taxpayers to reduce the amount of itemized deductions for amounts used to claim an Arizona credit even if the amount was deducted on the federal return as taxes paid rather than charitable contributions.

Did you claim sales taxes rather than income taxes on your federal Schedule A?

- If yes, **stop** no adjustment is necessary. Go to line 8.
- If no, complete the worksheet on page 2 of Form 140 Schedule A to determine the amount of your adjustment to enter on line 7.

Line 8 - Other Adjustments

You may not deduct any expense that relates to income not subject to Arizona tax. You must complete line 7 if your federal Schedule A includes such expenses. Such expenses include:

1. Interest or other related expenses incurred to purchase or carry U.S. obligations, when the income is not subject to Arizona tax.
2. State taxes paid to other states for prior years if you were not an Arizona resident for that prior year.
3. Employee business expenses that relate to income not subject to Arizona tax.

This list is not complete. There may be other items included in your federal Schedule A that you cannot deduct on the Arizona return.

Enter the amount of expenses deductible on federal Schedule A that are allocable to income that is not subject to Arizona income tax.

Lines 9 through 15 - Adjusted Itemized Deductions

Complete lines 9 through 15 as instructed on the form.

NOTE: *The amount entered on line 15 cannot be a negative number. Entering a negative number on Form 140, line 43, may delay the processing of your return.*

2020 Filing Extension For Individuals

For information or help, call one of the numbers listed:

Phoenix (602) 255-3381
From area codes 520 and 928, toll-free (800) 352-4090

Tax forms, instructions, and other tax information

If you need tax forms, instructions, and other tax information, go to the department's website at www.azdor.gov.

Income Tax Procedures and Rulings

These instructions may refer to the department's income tax procedures and rulings for more information. To view or print these, go to our website and click on *Reports and Legal Research* then click on *Legal Research* and select a *Document Type* and *Category* from the drop down menus.

Publications

To view or print the department's publications, go to our website and click on *Reports and Legal Research* then click on *Publications*.



Leave the paper behind and **e-file** your Arizona extension request.

Visit www.azdor.gov for e-file requirements.

Purpose of Form 204

Use Arizona Form 204 to apply for an extension of time to file Arizona Forms 140, 140A, 140EZ, 140ET, 140PTC, 140PY, or 140NR. Individuals use this form to apply for an automatic 6-month extension.

If you are using Form 204 to request a filing extension for an Arizona Form 140NR composite return, enter the partnership or S corporation's employer identification number (EIN) in the area designated for an individual's Social Security Number (SSN).

Also, use Form 204 to remit an extension payment whether you are requesting an Arizona extension or using a valid federal extension. However, if you are filing under a federal extension, but making an electronic extension payment or making an extension payment using a credit card, you do not need to mail in Form 204.

Arizona will accept your federal extension for the period covered by the federal extension.

Foreign Address

If you have a foreign address, enter the information in the following order: city, province or state, and country. Follow the country's practice for entering the postal code. Do not abbreviate the country name.

When to File Form 204

All extension requests must be postmarked on or before the original due date of the return, unless the original due date falls on a Saturday, Sunday, or legal holiday.

In that case, your request must be postmarked on or before the business day following that Saturday, Sunday or legal holiday.

Calendar year filers have until Monday, April 15, 2021, to file the request for an extension. This will allow you to file your return by October 15, 2021.

Complete Form 204 to request an automatic 6-month extension. Write **2020 Extension Request** on the **front** of your envelope.

If you are **including a payment** with this request, mail the form to:

Arizona Department of Revenue
PO Box 29085
Phoenix, AZ 85038-9085

If you are **not including a payment** with your request, mail the form to:

Arizona Department of Revenue
PO Box 52138
Phoenix, AZ 85072-2138

The department will not return a copy of the Form 204 to you. Be sure to keep a copy of the completed Form 204.

An extension does not extend the time to pay your income tax. You must still pay your tax liability by April 15, 2021, or by the original due date of your return.

If you do not pay at least 90% (.90) of the income tax liability disclosed by your return by the return's original due date, you will be subject to the extension underpayment penalty. We charge interest from the original due date to the date of payment.

Extension Underpayment Penalty: We impose this penalty if you do not pay at least 90% (.90) of the income tax liability shown on your return filed under an extension by the return's original due date. The extension underpayment penalty is ½ of 1% (.005) of the income tax not paid for each 30-day period or fraction of a 30-day period. We impose this penalty from the original due date of the return until you pay the tax. The extension underpayment penalty cannot exceed 25% (.25) of the unpaid income tax. If we charge you the extension underpayment penalty, we will not charge you the late payment penalty under Arizona Revised Statutes § 42-1125(D).

Nonresident Aliens

The due date for your Arizona return is not the same as the due date for your federal return. Your Arizona return is due by April 15, 2021, even though your federal return is due on June 15, 2021. If you want to file your 2020 Arizona return after April 15, 2021, you must ask for a filing extension.

Arizona will allow up to a 6-month extension. This will allow you to file your return by October 15, 2021.

If you have a federal 6-month extension, you can file your Arizona return under that extension. If you file using your federal extension, Arizona will also allow you an extra 6 months.

Because we will allow only 6 months, the due date for your Arizona return is not the same as the due date for your federal return. In this case, your Arizona return will be due by

October 15, 2021, even though your federal return will not be due until December 15, 2021. If you file your 2020 Arizona calendar year return after October 15, 2021, your return will be late.

Making Your Payment

Individuals may make extension payments by check, electronic check, money order, or credit card.

Partnerships or S corporations making an extension payment on behalf of nonresidents participating in the filing of an Arizona Form 140NR composite return must make that payment by check or money order.

Check or money order

If paying by check or money order, make your check or money order payable to Arizona Department of Revenue.

Write your SSN (or EIN) and 2020 Extension Request on the **front** of your check or money order.

Include your check or money order with Form 204.

Electronic payment from your checking or savings account

You can make an electronic payment from your checking or savings account to pay your balance due for 2020. There is no fee to use this method. To make an electronic payment, go to www.AZTaxes.gov and click on the “Make a Payment” link.

Be sure to enter the correct routing number and account number for your checking or savings account. You will be charged a \$50 NSF (non-sufficient funds) fee if you provide an incorrect routing number or an incorrect account number. Check with your financial institution to get the correct routing and account numbers.

The “E-Check” option in the “Payment Method” drop-down box will debit the amount from the checking or savings account that you specify. If you make an electronic payment from your checking or savings account, you will receive a confirmation number. **Please keep this confirmation number as proof of payment.**

NOTE: *You may not make an electronic payment from your checking or savings account if the payment will ultimately be coming from a foreign account. In this case, you must pay by check or money order.*

Credit card payment

You can pay with your Visa, MasterCard, Discover, or American Express credit card. Go to www.AZTaxes.gov and click on the “Make a Payment” link and choose the credit card option. This will take you to a third party vendor site (provider). The provider **will charge** you a convenience fee based on the amount of your tax payment. The provider will tell you what the fee is during the transaction; you will have the option to continue or cancel the transaction. If you complete the credit card transaction, you will receive a confirmation number. **Please keep this confirmation number as proof of payment.**

Instructions Before Mailing

Make sure that you have completed all of the information requested on the **front** of the form.

To avoid an extension underpayment penalty, make sure you pay at least 90% (.90) of your Arizona tax liability.

Table V			
If the amount on line 3 from Table III or Table IV is:	Enter on line 5	If the amount on line 3 from Table III or Table IV is:	Enter on line 5
\$ 1 – 1,000	.95	\$ 10,001 – 11,000	.45
\$ 1,001 – 2,000	.90	\$ 11,001 – 12,000	.40
\$ 2,001 – 3,000	.85	\$ 12,001 – 13,000	.35
\$ 3,001 – 4,000	.80	\$ 13,001 – 14,000	.30
\$ 4,001 – 5,000	.75	\$ 14,001 – 15,000	.25
\$ 5,001 – 6,000	.70	\$ 15,001 – 16,000	.20
\$ 6,001 – 7,000	.65	\$ 16,001 – 17,000	.15
\$ 7,001 – 8,000	.60	\$ 17,001 – 18,000	.10
\$ 8,001 – 9,000	.55	\$ 18,001 – 19,000	.05
\$ 9,001 – 10,000	.50	\$ 19,001 and over	.00

Line 50 - Family Income Tax Credit

e-file E-file software will let you know if you are eligible and will figure the credit for you.

NOTE: The family income tax credit will only reduce your tax and cannot be refunded.

You may claim this credit if your income does not exceed the maximum income allowed for your filing status.

- Complete Steps 1, 2, and 3 to see if you qualify for this credit.
- If you qualify to claim this credit, complete Worksheet II in Step 4.

Step 1

Worksheet I (continued on next column)		
1. Enter the amount from Form 140, line 42		\$
2. Enter the amount from Form 140, line 38.	\$	
3. Enter the amount from Form 140, line 39.	\$	
4. Enter the amount from Form 140, line 40.	\$	
5. Enter the amount from Form 140, line 41.	\$	
6. Add the amounts on lines 2 through 5.	\$	
7. Add lines 1 and 6.	\$	

Step 2

Look at the following tables. Find your filing status.

- Use Table I if married filing a joint return.
- Use Table II if head of household.
- Use Table III if single or married filing separate return.

Step 3

- Look at column (a) and find the number of dependents you are claiming on Form 140, page 1, boxes 10a and 10b.
- Find the maximum income [in column (b)] for the number of dependents you are claiming.
- Compare that income [the amount in column (b)] with the income listed in Step 1 on Worksheet I, line 7.

If the amount entered in Step 1 on Worksheet I, line 7, is equal to or less than the maximum income allowed for the number of dependents you are claiming on Form 140, page 1, boxes 10a and 10b, you qualify to claim this credit. To figure your credit, complete Step 4.

Table I Married Filing Joint Return, cont.	
Column (a)	Column (b)
Number of dependents you are claiming on Form 140, page 1, boxes 10a and 10b.	Maximum Income
• 0 or 1	\$20,000
• 2	\$23,600

Table I Married Filing Joint Return	
Column (a)	Column (b)
• 3	\$27,300
• 4 or more	\$31,000

Table II Head of Household	
Column (a)	Column (b)
Number of dependents you are claiming on Form 140, page 1, boxes 10a and 10b.	Maximum Income
• 0 or 1	\$20,000
• 2	\$20,135
• 3	\$23,800
• 4	\$25,200
• 5 or more	\$26,575

Table III Single or Married Filing Separate Return	
Column (a)	Column (b)
Number of dependents you are claiming on Form 140, page 1, boxes 10a and 10b.	Maximum Income
• 0 or more	\$10,000

Step 4

If you qualify to claim the credit, complete Worksheet II.

Worksheet II You must complete Steps 1 through 3 before you complete Worksheet II	
1. Enter the number of dependents you entered on Form 140, page 1, boxes 10a and 10b.	
2. If you checked filing status 4, enter the number 2 here. If you checked filing status 5, 6, or 7, enter the number 1 here.	
3. Add lines 1 and 2. Enter the total.	
4. Multiply the amount on line 3 by \$40. Enter the result.	\$
5. If you checked filing status 4 or 5, enter \$240 here. If your checked filing status 6 or 7, enter \$120 here.	\$
6. Enter the lesser of line 4 or line 5. Also, enter this amount on Form 140, line 50.	\$

Line 51 - Nonrefundable Credits - Arizona Form 301

Complete line 51 if you claim any of the following credits. Also make sure that you complete and include Form 301 and the appropriate credit form or forms with your return.

Military Reuse Zone Credit The military reuse zone credit expired. All credits that were properly established can be carried forward for the respective five year carry forward period. Use Form 306 to figure this credit.

Credit for Increased Research Activities - Individuals You may qualify for this credit if you incurred qualified research expenses for research conducted in Arizona. Use Form 308-I to figure this credit. Be sure to include **only** the nonrefundable portion on Form 140, line 51.

Credit for Taxes Paid to Another State or Country You may qualify for this credit if you paid tax to Arizona and another state or country on the same income. Use Form 309 to figure your credit.

Credit for Solar Energy Devices You may qualify for this credit if you installed a solar energy device in your residence located in Arizona. Use Form 310 to figure this credit.

Agricultural Water Conservation System Credit You may qualify for this credit if you incurred expenses to purchase and install an agricultural water conservation system in Arizona. Use Form 312 to figure this credit.

Pollution Control Credit You may qualify for this credit if you purchased depreciable property used in a trade or business to reduce or prevent pollution. Use Form 315 to figure this credit.

Credit for Solar Hot Water Heater Plumbing Stub Outs and Electric Vehicle Recharge Outlets The credit for solar hot water heater plumbing stub outs and electric vehicle recharge outlets has expired. All credits that were properly established can be carried forward for the respective five year carry forward period. Use Form 319 to figure this credit.

Credit for Employment of TANF Recipients You may qualify for this credit if you employed TANF recipients during the taxable year. Use Form 320 to figure this credit.

Credit for Contributions to Qualifying Charitable Organizations You may qualify for this credit if you made contributions to qualifying charitable organizations. Use Form 321 to figure this credit.

Credit for Contributions Made or Fees Paid to Public Schools You may qualify for this credit if you made contributions or paid certain fees to public schools in Arizona. Use Form 322 to figure this credit.

Credit for Contributions to Private School Tuition Organizations You may qualify for this credit if you made contributions to a school tuition organization that provides scholarships or grants to qualified schools. Use Form 323 to figure this credit.

Agricultural Pollution Control Equipment Credit You may qualify for this credit if you are involved in commercial agriculture and incurred expenses to purchase tangible personal

property that is primarily used in your trade or business to control or prevent pollution. Use Form 325 to figure this credit.

Credit for Donation of School Site You may qualify for this credit if you donated real property and improvements to a school district or a charter school for use as a school or as a site for the construction of a school. Use Form 331 to figure this credit.

Credit for Employment by a Healthy Forest Enterprise You may qualify for this credit if you had net increases in qualified employment positions in a healthy forest enterprise. Use Form 332 to figure this credit.

Credit for Employing National Guard Members You may qualify for this credit if you are an employer who has an employee that is a member of the Arizona National Guard if the employee is placed on active duty. Use Form 333 to figure this credit.

Credit for Business Contributions by an S Corporation to School Tuition Organizations - Individual S corporations that make qualifying contributions of \$5,000 or more may pass-through the credit to its individual shareholders on a *pro rata* basis. See Form 335-I for more information.

Credit for Solar Energy Devices - Commercial and Industrial Applications The credit for installed solar energy devices for commercial, industrial, or other nonresidential applications located in Arizona has expired. All credits that were properly established can be carried forward for the respective five year carry forward period. Use Form 336 to figure this credit.

Credit for Investment in Qualified Small Businesses. You may qualify for this credit if you made an investment in a qualified small business. Use Form 338 to figure this credit.

Credit for Donations to the Military Family Relief Fund You may qualify for this credit if you made a cash contribution to the Arizona Military Family Relief Fund during the taxable year. Use Form 340 to figure this credit.

Credit for Business Contributions by an S Corporation to School Tuition Organizations for Displaced Students or Students with Disabilities – Individual S corporations that make qualifying contributions of \$5,000 or more may pass-through the credit to its individual shareholders on a *pro rata* basis. See Form 341-I for more information.

Renewable Energy Production Tax Credit You may qualify for this credit if you produced electricity using a qualified energy resource. Use Form 343 to figure this credit.

Credit for New Employment You may qualify for this credit if your business had a net increase in qualified employment positions. Use Form 345 to figure this credit.

Additional Credit for Increased Research Activities for Basic Research Payments You may qualify for this credit for qualified basic research payments for research conducted in Arizona. Approval by the Department of Revenue is required prior to claiming this credit. Use Form 346 to figure this credit.

Credit for Contributions to Certified School Tuition Organization (for the amounts that exceed the allowable credit on AZ Form 323) You may qualify for this credit if you made contributions to school tuition organization(s) that exceed the allowable credit amount on Arizona Form 323. Use Form 348 to figure this credit.

Credit for Contributions to Qualifying Foster Care Charitable Organizations You may qualify for this credit if you made contributions to qualifying foster care charitable organizations. Use Form 352 to figure this credit.

Compute your credit(s) on the appropriate form(s). Complete Arizona Form 301 and enter the amount from Form 301, Part 2, line 61, on Form 140, line 51. The total amount of credits on line 51 cannot reduce your tax below zero. These credits are nonrefundable credits.

Include Form 301 and completed tax credit forms, along with any supporting documents, with your return.

Line 52 - Balance of Tax

Subtract lines 49, 50, and 51, from line 48. Enter the difference. If the sum of lines 49, 50, and 51, is greater than line 48, enter "0".

Totaling Payments and Refundable Credits

Line 53 - 2020 Arizona Income Tax Withheld

Enter the Arizona income tax withheld shown on Form(s) W-2 from your employer(s). Also enter the Arizona income tax withheld shown on your Form(s) 1099-R (distributions from pensions, annuities, etc.). Do not include any income tax withheld for another state. Include Form(s) W-2 and/or 1099-R after the last page of your return only if the form shows Arizona income tax withholding.

NOTE: You should receive your Form(s) W-2 no later than January 31. If you did not receive a Form W-2 or you think your Form W-2 is wrong, contact your employer.

Line 54 (Boxes a, b, and line 54c) - 2020 Arizona Estimated Tax Payments including Amount Applied from Your 2019 Return; and Arizona Claim of Right

Use this line if you did any of the following;

- made 2020 estimated income tax payments to Arizona; or
- applied any of your refund from your 2019 Arizona tax return to 2020 estimated taxes for Arizona; or recomputed a prior year's tax under Arizona's Claim of Right provisions.

You must also complete and include the Arizona Claim of Right-Individual form(s) with your income tax return. If you fail to complete and include the form(s), the amount of your claim may be denied. The form is available on the department's website at www.azdor.gov.

Box 54a: Enter the total amount of *estimated taxes* paid and/or applied to your 2020 taxes.

NOTE: If you are married and made joint Arizona estimated tax payments for 2020, but are filing separate 2020 Arizona income tax returns, see the department's ruling, ITR 02-3, Allocating Joint Estimated Payments to Separate Returns.

Box 54b: If you completed an *Arizona Claim of Right-Individual tax* form, enter the amount from line 8.

If you completed more than one claim of right form for the current taxable year, add all amounts on line 8 and enter the total in box 54b.

NOTE: For more information on Arizona's claim of right provisions, see the department's procedure, ITP 16-1, Procedure for Individuals Who Restore Substantial Amounts Held Under a Claim of Right.

Line 54c: Add the amounts in box 54a and box 54b. Enter the total on line 54c.

Line 55 - 2020 Arizona Extension Payment (Form 204)

Use this line to report the payment you sent with your 2020 extension request (Arizona Form 204) or the electronic extension payment you made using www.AZTaxes.gov.

Line 56 - Increased Excise Tax Credit

You may claim this credit if you meet **all** of the following:

- You **must** have a SSN that is valid for employment.
- You meet the income threshold for your filing status.
 - If you are married filing a joint return, or a head of household, you may claim this credit if the amount on Form 140, page 1, line 12, is \$25,000 or less.
 - If you are single or married filing a separate return, you may claim this credit if the amount on Form 140, page 1, line 12 is \$12,500 or less.
- You are not claimed as a dependent by any other taxpayer.
- You were not sentenced for at least 60 days of 2020 to a county, state, or federal prison.

NOTE: If you are filing a joint return with your spouse and your spouse was sentenced for at least 60 days during 2020 to a county, state or federal prison, you may claim the Excise Tax Credit if you otherwise qualify to claim the credit, but you cannot claim the credit for your spouse. If your spouse has a valid SSN, but you do not, neither you nor your spouse can claim this credit.

For more information on how incarceration affects this credit, see the department's publication, Pub. 709, *Excise Tax Credit - How Does Incarceration Affect Eligibility?*

If you are filing a joint return with your spouse, you may also claim this credit for your spouse if your spouse has either a valid SSN or an ITIN.

If you also claim a credit for qualifying children, your qualifying children **must** have either a valid SSN or an ITIN. To figure your credit, complete the following worksheet.

NOTE: Do not complete the following worksheet if you are claiming the property tax credit on Arizona Form 140PTC. Use Form 140PTC to figure both the credit for increased excise taxes and the property tax credit.

If you are claiming both the credit for increased excise taxes and the property tax credit, enter the increased excise tax credit from Form 140PTC, page 1, line 17, on line 56; and enter the property tax credit from Form 140PTC, page 1, line 15, on line 57.

Credit for Increased Excise Taxes Worksheet		
If you checked filing status 4 or 5, is the amount on Form 140, line 12, \$25,000 or less? If you checked filing status 6 or 7, is the amount on Form 140, line 12, \$12,500 or less?	Check One	
	Yes	No
If you checked no, STOP. You do not qualify for this credit. If you checked yes, complete the rest of this worksheet.		
1. Enter the number of dependents you entered on Form 140, page 1, boxes 10a and 10b. Exclude any dependent that is not an Arizona resident.		
2. If you checked filing status 4, enter the number 2 here. If you checked filing status 5, 6, or 7, enter the number 1 here.		
3. Add lines 1 and 2. Enter the total.		
4. Multiply the amount on line 3 by \$25. Enter the result.	\$.00
5. Maximum credit.	\$	100.00
6. Enter the smaller of line 4 or line 5 here and also enter on Form 140, line 56.	\$.00

NOTE: *The credit cannot exceed \$100 per household. Do not claim this credit if someone else in your household has already claimed \$100 of the credit. If someone else in your household has claimed less than \$100, you may claim the credit as long as all credit claims filed from your household do not exceed \$100.*

For more information about this credit, see the department’s publication, Pub. 709.

Line 57 - Property Tax Credit

You may claim the property tax credit if you meet **all** of the following:

- You were either 65 or older in 2020 or, if under age 65, you were receiving SSI Title 16 income from the Social Security Administration.

NOTE: *SSI Title 16 income is not the normal Social Security disability.*

- You were an Arizona resident for the full year in 2020.
- You paid property tax on your Arizona home in 2020. You paid rent on taxable property for the entire year or you did a combination of both.
- If you lived alone, your total household income was under \$3,751. If you lived with others, the total household income was under \$5,501. To see what income is included in household income, see the Form 140PTC instructions.

Complete Form 140PTC to figure your credit. Enter the amount from Form 140PTC, page 1, line 15. Include Form 140PTC with your return.

TAX TIP: *To claim a property tax credit, you must file your claim or extension request by April 15, 2020. You cannot claim this credit on an amended return if you file the amended return after the due date of your return.*

Line 58 - Other Refundable Credits

Enter the total amount of refundable credits you are claiming from any of the following:

- Credit for Increased Research Activities - Individuals (Form 308-I)
- Credit for Qualified Facilities (Form 349)

If you enter an amount on this line, be sure you check the box or boxes to show which credit(s) you are claiming. Also, be sure to include the credit form(s) with your return.

Credit for Increased Research Activities - Individuals (Form 308-I)

A portion of this credit may be refundable. You may qualify for the refundable increased research activities credit if you incurred qualified research expenses for research conducted in Arizona. For more information about this credit, and to see whether you may claim a refund of this credit, see Arizona Form 308-I.

You must include a copy of your “Certificate of Qualification” from the Arizona Commerce Authority (ACA), Form 301, and Form 308-I with your return to claim this credit.

If you are claiming a refund of the increased research activities credit from Form 308-I, enter the amount from Form 308-I, Part 5, line 32.

Credit for Qualified Facilities (Form 349)

You may qualify for the refundable qualified facilities credit if you expanded or located a qualified facility in Arizona. This credit is refundable in five equal installments. Pre-approval and post-approval are required through the ACA. For more information, see Arizona Form 349.

You must include a copy of your “Certificate of Qualification” from the ACA and Form 349 with your tax return to claim this credit. If you are claiming a refund of the qualified facilities credit from Form 349, enter the amount from Form 349, Part 8, line 20.

If you are claiming more than one of the refundable tax credits, check the appropriate boxes and add the amounts from the credit forms together and enter the total on line 58. You may use the table to figure the amount to enter on line 58.

2020 - Refundable Credit Worksheet	
1. Enter the refundable credit from Form 308-I, Part 5, line 32.	
2. Enter the refundable credit from Form 349, Part 8, line 20.	
3. Add the amounts on lines 1 and 2. Enter the total here and on line 58.	

Line 59 - Total Payments and Refundable Credits

Add lines 53 through 58 and enter the total.

Figuring Your Tax Due or Overpayment

Line 60 - Tax Due

If line 52 is larger than line 59. Subtract line 59 from line 52 and enter the amount of tax due. Skip lines 61, 62, and 63.

Line 61 - Overpayment

If line 59 is larger than line 52. Subtract line 52 from line 59 and enter the difference. Complete lines 62 and 63.

Line 62 - Amount of Line 61 to be Applied to 2021 Estimated Tax

If you want all or part of your overpayment applied to next year's estimated taxes, enter that amount on line 62.

NOTE: *If you apply any of the amount shown on line 61 to 2021, you cannot use that amount to pay any tax that is later found to be due for 2020. You also may not claim a refund for that amount until you file your 2021 return.*

Line 63 - Balance of Overpayment

Subtract line 62 from line 61 to determine your overpayment balance before voluntary gifts and any estimated payment penalty.

Making Voluntary Gifts

You can make voluntary gifts to each of the following funds. A gift will reduce your refund or increase the amount due with your return.

NOTE: *If you make a gift, you cannot change the amount of that gift later on an amended return.*

Line 64 - Solutions Teams Assigned to Schools Fund

You may give some or all of your refund to the Solutions Teams Assigned to Schools Fund. You may also give more than your entire refund. If you send in additional money with your return, include that amount on line 80. Enter the amount you want to donate on line 64.

Gifts go to the Arizona Assistance for Education Fund. The Arizona Board of Education will distribute money to the Arizona Department of Education to fund solutions teams assigned to schools.

Line 65 - Arizona Wildlife Fund

You may give some or all of your refund to the Arizona Wildlife Fund. You may also give more than your entire refund. If you send in additional money with your return, include that amount on line 80. Enter the amount you want to donate on line 65.

Your gift to the Arizona Wildlife Fund helps protect wildlife in the state. Many species like bald eagles, Apache trout and black-footed ferrets benefit from your gifts to this fund. Gifts are also used to improve areas for watching wildlife statewide.

Line 66 - Child Abuse Prevention Fund

You may give some or all of your refund to the Arizona Child Abuse Prevention Fund. You may also give more than your entire refund. If you send in additional money with your return, include that amount on line 80. Enter the amount you want to donate on line 66.

Gifts go to the Arizona Child Abuse Prevention Fund. This fund provides financial aid to community agencies for child abuse prevention programs.

Line 67 - Domestic Violence Services Fund

You may give some or all of your refund to the Domestic Violence Services Fund. You may also give more than your entire refund. If you send in additional money with your return, include that amount on line 80. Enter the amount you want to donate on line 67.

Gifts go to the Domestic Violence Services Fund. This fund provides financial aid to shelters for victims of domestic violence.

Line 68 - Political Gift

You may give some or all of your refund to a political party. You may also give more than your entire refund. If you send in additional money with your return, include that amount on line 80. Enter the amount you want to donate on line 68. If you donate to a political party, complete line 75.

Gifts go to one of the following political parties:

- Democratic
- Libertarian
- Republican

Line 69 - Neighbors Helping Neighbors Fund

You may give some or all of your refund to the Neighbors Helping Neighbors Fund. You may also give more than your entire refund. If you send in additional money with your return, include that amount on line 80. Enter the amount you want to donate on line 69.

Gifts go to the Neighbors Helping Neighbors Fund. This fund provides eligible recipients with emergency aid in paying utility bills, conserving energy and weatherization.

Line 70 - Special Olympics Fund

You may give some or all of your refund to the Special Olympics Fund. You may also give more than your entire refund. If you send in additional money with your return, include that amount on line 80. Enter the amount you want to donate on line 70.

Gifts go to the Special Olympics Fund. This fund helps provide programs of the Arizona Special Olympics.

Line 71 - Veterans' Donations Fund

You may give some or all of your refund to the Veterans' Donations Fund. You may also give more than your entire refund. If you send in additional money with your return, include that amount on line 80. Enter the amount you want to donate on line 71.

Gifts go to the Veterans' Donations Fund, which may be used for veterans in Arizona.

Line 72 - I Didn't Pay Enough Fund

You may give some or all of your refund to the I Didn't Pay Enough Fund. You may also give more than your entire refund. If you send in additional money with your return, include that amount on line 80. Enter the amount you want to donate on line 72.

Gifts that you make to the I Didn't Pay Enough Fund will aid the state by going to the Arizona general fund.

Line 73 - Sustainable State Parks and Roads Fund

You may give some or all of your refund to the Sustainable State Parks and Roads Fund. You may also give more than your entire refund. If you send in additional money with your return, include that amount on line 80. Enter the amount you want to donate on line 73.

Gifts that you make to the Sustainable State Parks and Roads Fund will aid the state to operate, maintain and make capital improvements to buildings, roads, parking lots, highway entrances and any related structure used to operate state parks.

Line 74 – Spaying and Neutering of Animals Fund

You may give some or all of your refund to the Spaying and Neutering of Animals Fund. You may also give more than your entire refund. If you send in additional money with your return, include that amount on line 80. Enter the amount you want to donate on line 74.

Gifts that you make to the Spaying and Neutering of Animals Fund will help to reduce pet overpopulation by sterilizing, at minimal or no cost, dogs and cats in this state, including those that are impounded and sterilized.

Line 75 - Political Party

If you entered an amount on line 68, check the box for the political party to which you wish to give. Select only one party. If you do not select a political party, the department will return the amount on line 68.

Line 76 - Estimated Payment Penalty

NOTE: Do not complete Arizona Form 221, Underpayment of Estimated Tax by Individuals, if the amount on Form 140, line 53, is more than the amount on Form 140, line 52.

You must have made Arizona estimated income tax payments during 2020 if:		
Your filing status is:	AND Your Arizona gross income for 2019 was greater than:	AND Your Arizona gross income for 2020 was greater than:
Married Filing Joint	\$150,000	\$150,000
Single	\$75,000	\$75,000
Head of Household	\$75,000	\$75,000
Married Filing Separate	\$75,000	\$75,000

An individual who fails to make the required estimated payments is subject to penalty on any estimated tax payment that is late or underpaid.

Complete and include Form 221, to determine if any penalty is due. Enter the total penalty from Form 221.

If you report as a farmer or fisherman for federal purposes, you were not required to make estimated payments during 2020 if the following apply:

- You are a calendar year filer. You file your Arizona return by March 1, 2021. You pay in full the amount stated on your return as owed.
- You are a fiscal year filer. You file your Arizona return by the first day of the third month after the end of your fiscal year.

You pay in full the amount stated on your return as owed.

If the above applies, check Box 772 on line 77 and do not complete Form 221.

Line 77 - Box 771 through 773

Box 771: check if any of the following applies to you:

1. You checked the box on line 1 of Form 221.
2. You completed the annualized income worksheet on Form 221.
3. You elected to be treated as a nonresident alien on your federal income tax return. You made three estimated payment installments. Your first installment equaled 50% of the total of all of your required installments.

Box 772: check if you are an individual who for federal purposes reports as a farmer or fisherman.

Box 773: check if you completed and are including Form 221.

Line 78 -

Add lines 64 through 74 and 76. Enter the total.

Figuring Your Refund or Amount Owed

e-file You can get your refund quicker when you *e-file* and use direct deposit.

Line 79 - Refund

Subtract line 78 from line 63. Enter your refund on line 79 and skip line 80. If less than zero, enter amount owed on line 80.

If you owe money to any Arizona state agency, court, county, incorporated city or town and certain federal agencies, your refund may go to pay some of that debt. If so, the department will let you know by letter.

Tax Tip: If you change your address before you get your refund, let the department know. Write to: Refund Desk, Arizona Department of Revenue, PO Box 29216, Phoenix, AZ 85038-9216. Include your SSN in your letter.

Direct Deposit of Refund

Complete the direct deposit line if you want us to directly deposit the amount shown on line 79 into your account at a bank or other financial institution (such as a mutual fund, brokerage firm or credit union) instead of sending you a check.

NOTE: Check the box on line 79A if the direct deposit will ultimately be placed in a foreign account. If you check box 79A, do not enter your routing or account numbers. If this box is checked, we will not direct deposit your refund. We will mail you a check instead.

Why use Direct Deposit?

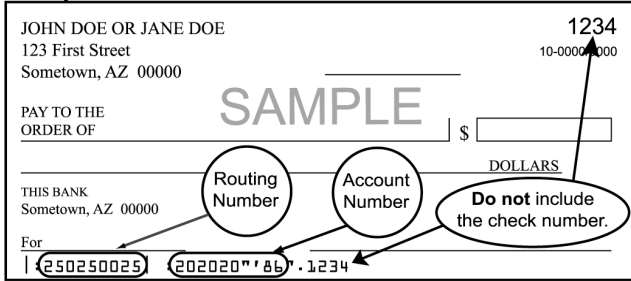
- You will get your refund fast - even faster if you e-file!
- Payment is more secure - there is no check to get lost.
- It is more convenient - no trip to the bank to deposit your check.
- It saves tax dollars. A refund by direct deposit costs less to process than a check.

NOTE: We are not responsible for a lost refund if you enter the wrong account information. Check with your financial institution to get the correct routing and account numbers and to make sure your direct deposit will be accepted.

Routing Number MAKE SURE YOU ENTER THE CORRECT ROUTING NUMBER

The routing number must be nine digits. The first 2 digits must be 01 through 12 or 21 through 32. Otherwise, the direct deposit will be rejected and a check will be mailed instead. On the sample check, the routing number is 250250025.

Sample Check



Note: The routing and account numbers may be in different places on your check.

Your check may state that it is payable through a financial institution different from the one at which you have your checking account. If so, **do not** use the routing number on that check. Instead, contact your financial institution for the correct routing number to enter.

Account Number

MAKE SURE YOU ENTER THE CORRECT ACCOUNT NUMBER.

The account number can be up to 17 characters (both numbers and letters). **DO NOT** include hyphens, spaces, or special symbols. Enter the number from left to right and leave any unused boxes blank. On the sample check the account number is 20202086. Be sure **not** to include the check number.

NOTE: If the direct deposit is rejected, a check will be mailed instead.

Line 80 - Amount Owed

Add lines 60 and 78. Enter the amount you owe on line 80. If you are making voluntary gifts on lines 64 through 74 in excess of your overpayment, enter the difference on line 80. You may pay the amount owed only with a check or money order, electronic check, or credit card.

Check or money order

NOTE: Include your check or money order with your return. Please do not send cash.

Make your check payable to Arizona Department of Revenue. Write your SSN and tax year on the front of your check or money order. The department cannot accept checks or money orders in foreign currency. You must make payment in U.S. dollars. It may take 2-3 weeks for your payment to process.

The Department of Revenue may charge you \$50 for a check returned unpaid by your financial institution.

Electronic payment from your checking or savings account

You can make an electronic payment from your checking or savings account to pay your balance due for 2020. There is no fee to use this method. To make an electronic payment, go to www.AZTaxes.gov and click on the “Make a Payment” link.

Be sure to enter the correct routing number and account number for your checking or savings account. You will be charged a \$50 NSF (non-sufficient funds) fee if you provide an incorrect routing number or an incorrect account number. Check with your financial institution to get the correct account and routing numbers.

The “E-Check” option in the “Payment Method” drop-down box will debit the amount from the checking or savings account that you specify. If you make an electronic payment from your checking or savings account, you will receive a confirmation number. **Please keep this confirmation number as proof of payment.**

NOTE: You may not make an electronic payment from your checking or savings account if the payment will ultimately be coming from a foreign account. In this case, you must pay by check or money order.

Credit card payment

You can pay with your American Express, Discover, Visa, or MasterCard. Go to www.AZTaxes.gov and click on the “Make a Payment” link and choose the credit card option. This will take you to a third party vendor site (provider). The provider will charge you a convenience fee based on the amount of your tax payment. The provider will tell you what the fee is during the transaction; you will have the option to continue or cancel the transaction. If you complete the credit card transaction, you will receive a confirmation number. **Please keep this confirmation number as proof of payment.**

Installment payments

If you cannot pay the full amount shown on line 80 when you file, you may request to make monthly installment payments. Complete Arizona Form 140-IA and mail the completed form to the address listed on Form 140-IA. **Do not mail Form 140-IA with your income tax return.** You may obtain Arizona Form 140-IA from our website. If you cannot pay the full amount shown on line 80, you will be charged interest and may be charged a late payment penalty on the tax not paid by April 15, 2021. To limit the interest and penalty charges pay as much of the tax as possible when you file your return.

Sign Your Return

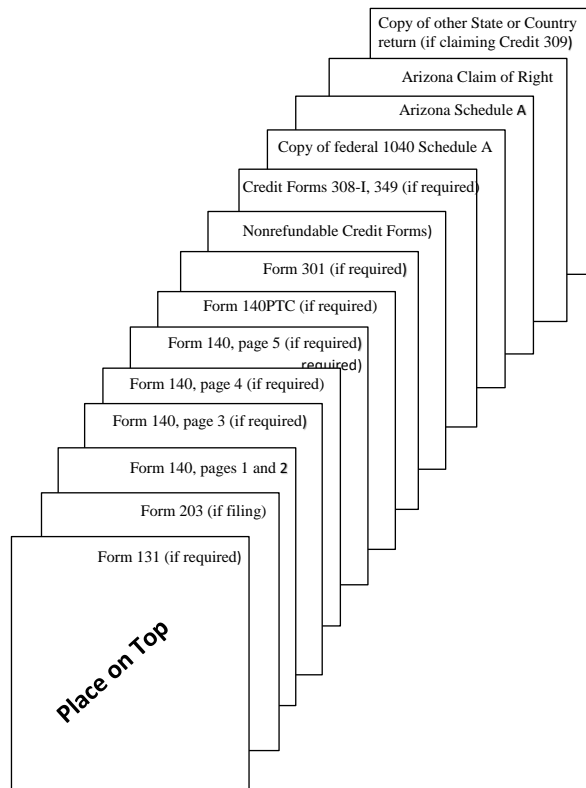
You must sign your return. If married filing a joint return, both you and your spouse must sign even if only one had income. Form 140 is not considered a valid return unless you sign it. The department cannot mail a refund check without proper signatures on the return.

Instructions Before Mailing

- Do not *staple* your return.
- Do not staple any documents, schedules, or payment to your return.
- Make sure your **NAME** is on the return.
- Make sure your **SSN** is on your return.
- Be sure you enter your daytime telephone number in the space provided on the front of your return.
- Check to make sure that your math is correct. A math error can cause delays in processing your return.
- Make sure you filled in all required boxes.
- If you requested a filing extension, make sure that you check box **82F** (above your name) on page 1 of the return.
- Sign your return and have your spouse sign, if filing jointly.
- Write your SSN and tax year on the front of your check or money order. Include your payment with your return.
- Do **not** include correspondence with your return.

Mailing Your Return

- If you are mailing your return, be sure to include Form 140, pages 1 and 2, and any other required forms. Place pages in the following order:



- If mailing more than one tax return, please use separate envelopes for each return.
- If you are mailing your return, make a copy before mailing. Also make a copy of any forms and schedules that you are including with your return. Keep the copies for your records. Be sure that you mail the original and not a copy.

Include Form(s) W-2, W-2G, 1099-R, 1099-NEC, and 1099-G, after the last page of your return *only* if the form shows Arizona income tax withholding.

Where Should I Mail my return?

If you are **including a payment with this return**, mail the return to:

Arizona Department of Revenue
 PO Box 52016
 Phoenix, AZ 85072-2016

If you are **expecting a refund, or owe no tax, or owe tax but are not including a payment**, mail the return to:

Arizona Department of Revenue
 PO Box 52138
 Phoenix, AZ 85072-2138

Make sure you put enough postage on the envelope

The U.S. Post Office or United States mail service must postmark your return or extension request by midnight April 15, 2021.

The term "United States mail" includes any private delivery service designated by the United States Secretary of the Treasury pursuant to IRC § 7502(f) and the term "postmark" includes any date recorded or marked by any such designated delivery service.

An income tax return that is mailed to the department is timely filed if it is delivered on or before its due date. Additionally, if the envelope or wrapper containing the return sent through the United States mail bears a postmark of the United States mail and that tax return is delivered to the department after its due date that return will be considered timely filed if **all** of the following apply:

1. The return was deposited in an official depository of the United States mail;
2. The date of the postmark is no later than the due date;
3. The return was properly addressed; and
4. The return had proper postage.

If the envelope or wrapper containing a return sent through the United States mail bears a private meter postmark made by other than the United States mail, the return is treated as timely filed if both of the following apply:

1. The private meter postmark bears a date on or before the due date for filing; and
2. The return is received no later than the time it would ordinarily have been received from the same point of origin by the same class of U.S. postage. If the return is received by the department within five business days of the private meter postmark, the department will consider the requirement satisfied.

You may also use certain private delivery services designated by the IRS to meet the "timely mailing as timely filed" rule.

For more information, see the department's ruling, GTR 16-1, *Timely Filing of Income or Withholding Tax Returns Through the United States Mail*.

How long to keep your return

You must keep your records as long as they may be needed for the administration of any provision of Arizona tax law. Generally, this means you must keep records that support items shown on your return until the period of limitations for that return runs out.

The period of limitations is the period of time in which you can amend your return to claim a credit or refund or the department can assess additional tax. A period of limitations is the limited time after which no legal action can be brought. Usually, this is four years from the date the return was due or filed.

In some cases, the limitation period is longer than four years. The period is six years from when you file a return if you under report the income shown on that return by more than 25% (.25). The department can bring an action at any time if a return is false or fraudulent, or if you do not file a return. To find out more about what records you should keep, get federal Publication 552.

Where's My Refund?

You can check on your refund by visiting www.azdor.gov or www.AZTaxes.gov and clicking on “Where’s my refund?” or you may call one of the numbers listed on page 1 of these instructions. Before you call, be sure to have a copy of your 2020 tax return on hand. You will need to know your SSN, your filing status, and your 5-digit ZIP Code.

Contacting the Department

Your tax information on file with the department is confidential. If you want the department to discuss your tax matters with someone other than yourself, you must authorize the department to release confidential information to that person.

You may use Arizona Form 285 to authorize the department to release confidential information to your appointee. See Form 285 for details.

Worksheet for Net Long-Term Capital Gain Subtraction for Assets Acquired After December 31, 2011

2020 Original return 2020 Amended return

IMPORTANT

- If you cannot determine the acquisition date of an asset, including mutual funds, the long-term capital gain from that asset does not qualify for the allowable subtraction. For the purpose of the allowable subtraction, these assets are considered to have been acquired before January 1, 2012.
- An asset acquired by gift or inheritance is considered acquired on the date it was acquired by gift-giver or the deceased individual.
- If you receive form(s) 165 Schedule K-1 from a partnership, 120S Schedule K-1 from an S corporation, or 141AZ Schedule K-1 from an estate or trust, be sure to include those qualifying net long-term capital gain amounts in your computation.

Do not include any short-term capital gains or (losses) in this worksheet.

1.	Enter the total net long-term capital gain or (loss) from assets acquired after December 31, 2011, and included in federal adjusted gross income.....		00
2.	Enter the amount of net long-term capital (loss) derived from the exchange of one kind of legal tender for another kind of legal tender from assets acquired after December 31, 2011, and included in the addition on Arizona Form 140, line 16.....	00	
3.	Enter the amount of net long-term capital gain derived from investment in qualified small business from assets acquired after December 31, 2011, and included in the subtraction on Arizona Form 140, line 24.....	00	
4.	Enter the amount of net long-term capital gain derived from the exchange of one kind of legal tender for another kind of legal tender from assets acquired after December 31, 2011, and included in the subtraction on Arizona Form 140, line 25.....	00	
5.	(Line 1 + line 2) minus (line 3 + line 4). Enter the difference.....		00

- If the amount on line 5 is positive, you have a net long-term capital gain from assets acquired *after* December 31, 2011. Enter the amount on Form 140, line 22.
- If the amount on line 5 is zero or negative, you do not qualify to take the allowable subtraction. Enter "0" on Form 140, line 22.

2020 Arizona Optional Tax Tables for Forms 140, 140A, and 140EZ

If your taxable income is less than \$50,000, use the Optional Tax Tables.

If your taxable income is \$50,000 or more, use Tax Table X or Y. Also, if your taxable income is \$50,000 or more, you cannot use Form 140EZ or Form 140A to file for 2020. In this case, you must file using Form 140.

To Find Your Tax:

1. Read down the income column until you find your taxable income shown on your return.
 Form 140, line 45 Form 140A, line 19 Form 140EZ, line 8
2. Read across until you find your *filing status*. Enter the tax on your return.
 Form 140, line 46 Form 140A, line 20 Form 140EZ, line 9

Example:

Mr. and Mrs. Timely are filing a joint return. Their taxable income is \$19,360 (Form 140, line 45). First, they find the \$19,350-\$19,400 income line. Next they find the column for married filing jointly and read down the column. The amount shown where the income lines and filing status column meet is \$502. This is the tax amount they must write on Form 140, line 46.

	At Least	But less than	Single or Married Filing Separately	Married Filing Jointly or Head of Household
Your Tax Is -				
19,300	19,350		501	501
19,350	19,400		502	502
19,400	19,450		503	503

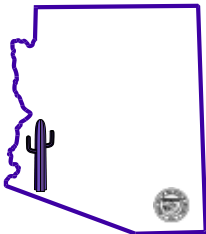
At least	But less than	Single or Married Filing Separately	Married Filing Jointly or Head of Household	At least	But less than	Single or Married Filing Separately	Married Filing Jointly or Head of Household	At least	But less than	Single or Married Filing Separately	Married Filing Jointly or Head of Household
If less than \$20 tax is 0 Your Tax Is				\$2,000 Your Tax Is				\$4,000 Your Tax Is			
20	50	1	1	2,000	2,050	52	52	4,000	4,050	104	104
50	100	2	2	2,050	2,100	54	54	4,050	4,100	106	106
100	150	3	3	2,100	2,150	55	55	4,100	4,150	107	107
150	200	5	5	2,150	2,200	56	56	4,150	4,200	108	108
200	250	6	6	2,200	2,250	58	58	4,200	4,250	109	109
250	300	7	7	2,250	2,300	59	59	4,250	4,300	111	111
300	350	8	8	2,300	2,350	60	60	4,300	4,350	112	112
350	400	10	10	2,350	2,400	62	62	4,350	4,400	113	113
400	450	11	11	2,400	2,450	63	63	4,400	4,450	115	115
450	500	12	12	2,450	2,500	64	64	4,450	4,500	116	116
500	550	14	14	2,500	2,550	65	65	4,500	4,550	117	117
550	600	15	15	2,550	2,600	67	67	4,550	4,600	118	118
600	650	16	16	2,600	2,650	68	68	4,600	4,650	120	120
650	700	17	17	2,650	2,700	69	69	4,650	4,700	121	121
700	750	19	19	2,700	2,750	71	71	4,700	4,750	122	122
750	800	20	20	2,750	2,800	72	72	4,750	4,800	124	124
800	850	21	21	2,800	2,850	73	73	4,800	4,850	125	125
850	900	23	23	2,850	2,900	74	74	4,850	4,900	126	126
900	950	24	24	2,900	2,950	76	76	4,900	4,950	128	128
950	1,000	25	25	2,950	3,000	77	77	4,950	5,000	129	129
\$1,000 Your Tax Is				\$3,000 Your Tax Is				\$5,000 Your Tax Is			
1,000	1,050	27	27	3,000	3,050	78	78	5,000	5,050	130	130
1,050	1,100	28	28	3,050	3,100	80	80	5,050	5,100	131	131
1,100	1,150	29	29	3,100	3,150	81	81	5,100	5,150	133	133
1,150	1,200	30	30	3,150	3,200	82	82	5,150	5,200	134	134
1,200	1,250	32	32	3,200	3,250	84	84	5,200	5,250	135	135
1,250	1,300	33	33	3,250	3,300	85	85	5,250	5,300	137	137
1,300	1,350	34	34	3,300	3,350	86	86	5,300	5,350	138	138
1,350	1,400	36	36	3,350	3,400	87	87	5,350	5,400	139	139
1,400	1,450	37	37	3,400	3,450	89	89	5,400	5,450	141	141
1,450	1,500	38	38	3,450	3,500	90	90	5,450	5,500	142	142
1,500	1,550	39	39	3,500	3,550	91	91	5,500	5,550	143	143
1,550	1,600	41	41	3,550	3,600	93	93	5,550	5,600	144	144
1,600	1,650	42	42	3,600	3,650	94	94	5,600	5,650	146	146
1,650	1,700	43	43	3,650	3,700	95	95	5,650	5,700	147	147
1,700	1,750	45	45	3,700	3,750	96	96	5,700	5,750	148	148
1,750	1,800	46	46	3,750	3,800	98	98	5,750	5,800	150	150
1,800	1,850	47	47	3,800	3,850	99	99	5,800	5,850	151	151
1,850	1,900	49	49	3,850	3,900	100	100	5,850	5,900	152	152
1,900	1,950	50	50	3,900	3,950	102	102	5,900	5,950	153	153
1,950	2,000	51	51	3,950	4,000	103	103	5,950	6,000	155	155

At least	But less than	Single or Married Filing Separately	Married Filing Jointly or Head of Household	At least	But less than	Single or Married Filing Separately	Married Filing Jointly or Head of Household	At least	But less than	Single or Married Filing Separately	Married Filing Jointly or Head of Household
\$6,000		Your Tax Is		\$9,000		Your Tax Is		\$12,000		Your Tax Is	
6,000	6,050	156	156	9,000	9,050	234	234	12,000	12,050	311	311
6,050	6,100	157	157	9,050	9,100	235	235	12,050	12,100	313	313
6,100	6,150	159	159	9,100	9,150	236	236	12,100	12,150	314	314
6,150	6,200	160	160	9,150	9,200	238	238	12,150	12,200	315	315
6,200	6,250	161	161	9,200	9,250	239	239	12,200	12,250	317	317
6,250	6,300	163	163	9,250	9,300	240	240	12,250	12,300	318	318
6,300	6,350	164	164	9,300	9,350	242	242	12,300	12,350	319	319
6,350	6,400	165	165	9,350	9,400	243	243	12,350	12,400	321	321
6,400	6,450	166	166	9,400	9,450	244	244	12,400	12,450	322	322
6,450	6,500	168	168	9,450	9,500	245	245	12,450	12,500	323	323
6,500	6,550	169	169	9,500	9,550	247	247	12,500	12,550	324	324
6,550	6,600	170	170	9,550	9,600	248	248	12,550	12,600	326	326
6,600	6,650	172	172	9,600	9,650	249	249	12,600	12,650	327	327
6,650	6,700	173	173	9,650	9,700	251	251	12,650	12,700	328	328
6,700	6,750	174	174	9,700	9,750	252	252	12,700	12,750	330	330
6,750	6,800	175	175	9,750	9,800	253	253	12,750	12,800	331	331
6,800	6,850	177	177	9,800	9,850	254	254	12,800	12,850	332	332
6,850	6,900	178	178	9,850	9,900	256	256	12,850	12,900	333	333
6,900	6,950	179	179	9,900	9,950	257	257	12,900	12,950	335	335
6,950	7,000	181	181	9,950	10,000	258	258	12,950	13,000	336	336
\$7,000		Your Tax Is		\$10,000		Your Tax Is		\$13,000		Your Tax Is	
7,000	7,050	182	182	10,000	10,050	260	260	13,000	13,050	337	337
7,050	7,100	183	183	10,050	10,100	261	261	13,050	13,100	339	339
7,100	7,150	185	185	10,100	10,150	262	262	13,100	13,150	340	340
7,150	7,200	186	186	10,150	10,200	264	264	13,150	13,200	341	341
7,200	7,250	187	187	10,200	10,250	265	265	13,200	13,250	343	343
7,250	7,300	188	188	10,250	10,300	266	266	13,250	13,300	344	344
7,300	7,350	190	190	10,300	10,350	267	267	13,300	13,350	345	345
7,350	7,400	191	191	10,350	10,400	269	269	13,350	13,400	346	346
7,400	7,450	192	192	10,400	10,450	270	270	13,400	13,450	348	348
7,450	7,500	194	194	10,450	10,500	271	271	13,450	13,500	349	349
7,500	7,550	195	195	10,500	10,550	273	273	13,500	13,550	350	350
7,550	7,600	196	196	10,550	10,600	274	274	13,550	13,600	352	352
7,600	7,650	197	197	10,600	10,650	275	275	13,600	13,650	353	353
7,650	7,700	199	199	10,650	10,700	276	276	13,650	13,700	354	354
7,700	7,750	200	200	10,700	10,750	278	278	13,700	13,750	355	355
7,750	7,800	201	201	10,750	10,800	279	279	13,750	13,800	357	357
7,800	7,850	203	203	10,800	10,850	280	280	13,800	13,850	358	358
7,850	7,900	204	204	10,850	10,900	282	282	13,850	13,900	359	359
7,900	7,950	205	205	10,900	10,950	283	283	13,900	13,950	361	361
7,950	8,000	207	207	10,950	11,000	284	284	13,950	14,000	362	362
\$8,000		Your Tax Is		\$11,000		Your Tax Is		\$14,000		Your Tax Is	
8,000	8,050	208	208	11,000	11,050	286	286	14,000	14,050	363	363
8,050	8,100	209	209	11,050	11,100	287	287	14,050	14,100	365	365
8,100	8,150	210	210	11,100	11,150	288	288	14,100	14,150	366	366
8,150	8,200	212	212	11,150	11,200	289	289	14,150	14,200	367	367
8,200	8,250	213	213	11,200	11,250	291	291	14,200	14,250	368	368
8,250	8,300	214	214	11,250	11,300	292	292	14,250	14,300	370	370
8,300	8,350	216	216	11,300	11,350	293	293	14,300	14,350	371	371
8,350	8,400	217	217	11,350	11,400	295	295	14,350	14,400	372	372
8,400	8,450	218	218	11,400	11,450	296	296	14,400	14,450	374	374
8,450	8,500	220	220	11,450	11,500	297	297	14,450	14,500	375	375
8,500	8,550	221	221	11,500	11,550	298	298	14,500	14,550	376	376
8,550	8,600	222	222	11,550	11,600	300	300	14,550	14,600	377	377
8,600	8,650	223	223	11,600	11,650	301	301	14,600	14,650	379	379
8,650	8,700	225	225	11,650	11,700	302	302	14,650	14,700	380	380
8,700	8,750	226	226	11,700	11,750	304	304	14,700	14,750	381	381
8,750	8,800	227	227	11,750	11,800	305	305	14,750	14,800	383	383
8,800	8,850	229	229	11,800	11,850	306	306	14,800	14,850	384	384
8,850	8,900	230	230	11,850	11,900	308	308	14,850	14,900	385	385
8,900	8,950	231	231	11,900	11,950	309	309	14,900	14,950	387	387
8,950	9,000	232	232	11,950	12,000	310	310	14,950	15,000	388	388

At least	But less than	Single or Married Filing Separately	Married Filing Jointly or Head of Household	At least	But less than	Single or Married Filing Separately	Married Filing Jointly or Head of Household	At least	But less than	Single or Married Filing Separately	Married Filing Jointly or Head of Household
\$15,000 Your Tax Is				\$18,000 Your Tax Is				\$21,000 Your Tax Is			
15,000	15,050	389	389	18,000	18,050	467	467	21,000	21,050	545	545
15,050	15,100	390	390	18,050	18,100	468	468	21,050	21,100	546	546
15,100	15,150	392	392	18,100	18,150	469	469	21,100	21,150	547	547
15,150	15,200	393	393	18,150	18,200	471	471	21,150	21,200	548	548
15,200	15,250	394	394	18,200	18,250	472	472	21,200	21,250	550	550
15,250	15,300	396	396	18,250	18,300	473	473	21,250	21,300	551	551
15,300	15,350	397	397	18,300	18,350	475	475	21,300	21,350	552	552
15,350	15,400	398	398	18,350	18,400	476	476	21,350	21,400	554	554
15,400	15,450	400	400	18,400	18,450	477	477	21,400	21,450	555	555
15,450	15,500	401	401	18,450	18,500	479	479	21,450	21,500	556	556
15,500	15,550	402	402	18,500	18,550	480	480	21,500	21,550	557	557
15,550	15,600	403	403	18,550	18,600	481	481	21,550	21,600	559	559
15,600	15,650	405	405	18,600	18,650	482	482	21,600	21,650	560	560
15,650	15,700	406	406	18,650	18,700	484	484	21,650	21,700	561	561
15,700	15,750	407	407	18,700	18,750	485	485	21,700	21,750	563	563
15,750	15,800	409	409	18,750	18,800	486	486	21,750	21,800	564	564
15,800	15,850	410	410	18,800	18,850	488	488	21,800	21,850	565	565
15,850	15,900	411	411	18,850	18,900	489	489	21,850	21,900	567	567
15,900	15,950	412	412	18,900	18,950	490	490	21,900	21,950	568	568
15,950	16,000	414	414	18,950	19,000	491	491	21,950	22,000	569	569
\$16,000 Your Tax Is				\$19,000 Your Tax Is				\$22,000 Your Tax Is			
16,000	16,050	415	415	19,000	19,050	493	493	22,000	22,050	570	570
16,050	16,100	416	416	19,050	19,100	494	494	22,050	22,100	572	572
16,100	16,150	418	418	19,100	19,150	495	495	22,100	22,150	573	573
16,150	16,200	419	419	19,150	19,200	497	497	22,150	22,200	574	574
16,200	16,250	420	420	19,200	19,250	498	498	22,200	22,250	576	576
16,250	16,300	422	422	19,250	19,300	499	499	22,250	22,300	577	577
16,300	16,350	423	423	19,300	19,350	501	501	22,300	22,350	578	578
16,350	16,400	424	424	19,350	19,400	502	502	22,350	22,400	580	580
16,400	16,450	425	425	19,400	19,450	503	503	22,400	22,450	581	581
16,450	16,500	427	427	19,450	19,500	504	504	22,450	22,500	582	582
16,500	16,550	428	428	19,500	19,550	506	506	22,500	22,550	583	583
16,550	16,600	429	429	19,550	19,600	507	507	22,550	22,600	585	585
16,600	16,650	431	431	19,600	19,650	508	508	22,600	22,650	586	586
16,650	16,700	432	432	19,650	19,700	510	510	22,650	22,700	587	587
16,700	16,750	433	433	19,700	19,750	511	511	22,700	22,750	589	589
16,750	16,800	434	434	19,750	19,800	512	512	22,750	22,800	590	590
16,800	16,850	436	436	19,800	19,850	513	513	22,800	22,850	591	591
16,850	16,900	437	437	19,850	19,900	515	515	22,850	22,900	592	592
16,900	16,950	438	438	19,900	19,950	516	516	22,900	22,950	594	594
16,950	17,000	440	440	19,950	20,000	517	517	22,950	23,000	595	595
\$17,000 Your Tax Is				\$20,000 Your Tax Is				\$23,000 Your Tax Is			
17,000	17,050	441	441	20,000	20,050	519	519	23,000	23,050	596	596
17,050	17,100	442	442	20,050	20,100	520	520	23,050	23,100	598	598
17,100	17,150	444	444	20,100	20,150	521	521	23,100	23,150	599	599
17,150	17,200	445	445	20,150	20,200	523	523	23,150	23,200	600	600
17,200	17,250	446	446	20,200	20,250	524	524	23,200	23,250	602	602
17,250	17,300	447	447	20,250	20,300	525	525	23,250	23,300	603	603
17,300	17,350	449	449	20,300	20,350	526	526	23,300	23,350	604	604
17,350	17,400	450	450	20,350	20,400	528	528	23,350	23,400	605	605
17,400	17,450	451	451	20,400	20,450	529	529	23,400	23,450	607	607
17,450	17,500	453	453	20,450	20,500	530	530	23,450	23,500	608	608
17,500	17,550	454	454	20,500	20,550	532	532	23,500	23,550	609	609
17,550	17,600	455	455	20,550	20,600	533	533	23,550	23,600	611	611
17,600	17,650	456	456	20,600	20,650	534	534	23,600	23,650	612	612
17,650	17,700	458	458	20,650	20,700	535	535	23,650	23,700	613	613
17,700	17,750	459	459	20,700	20,750	537	537	23,700	23,750	614	614
17,750	17,800	460	460	20,750	20,800	538	538	23,750	23,800	616	616
17,800	17,850	462	462	20,800	20,850	539	539	23,800	23,850	617	617
17,850	17,900	463	463	20,850	20,900	541	541	23,850	23,900	618	618
17,900	17,950	464	464	20,900	20,950	542	542	23,900	23,950	620	620
17,950	18,000	466	466	20,950	21,000	543	543	23,950	24,000	621	621

At least	But less than	Single or Married Filing Separately	Married Filing Jointly or Head of Household	At least	But less than	Single or Married Filing Separately	Married Filing Jointly or Head of Household	At least	But less than	Single or Married Filing Separately	Married Filing Jointly or Head of Household
\$24,000 Your Tax Is				\$27,000 Your Tax Is				\$30,000 Your Tax Is			
24,000	24,050	622	622	27,000	27,050	700	700	30,000	30,050	798	778
24,050	24,100	624	624	27,050	27,100	701	701	30,050	30,100	800	779
24,100	24,150	625	625	27,100	27,150	703	703	30,100	30,150	801	780
24,150	24,200	626	626	27,150	27,200	704	704	30,150	30,200	803	782
24,200	24,250	627	627	27,200	27,250	705	705	30,200	30,250	805	783
24,250	24,300	629	629	27,250	27,300	706	706	30,250	30,300	806	784
24,300	24,350	630	630	27,300	27,350	708	708	30,300	30,350	808	785
24,350	24,400	631	631	27,350	27,400	709	709	30,350	30,400	810	787
24,400	24,450	633	633	27,400	27,450	711	710	30,400	30,450	811	788
24,450	24,500	634	634	27,450	27,500	713	712	30,450	30,500	813	789
24,500	24,550	635	635	27,500	27,550	714	713	30,500	30,550	815	791
24,550	24,600	636	636	27,550	27,600	716	714	30,550	30,600	816	792
24,600	24,650	638	638	27,600	27,650	718	715	30,600	30,650	818	793
24,650	24,700	639	639	27,650	27,700	719	717	30,650	30,700	820	794
24,700	24,750	640	640	27,700	27,750	721	718	30,700	30,750	821	796
24,750	24,800	642	642	27,750	27,800	723	719	30,750	30,800	823	797
24,800	24,850	643	643	27,800	27,850	724	721	30,800	30,850	825	798
24,850	24,900	644	644	27,850	27,900	726	722	30,850	30,900	826	800
24,900	24,950	646	646	27,900	27,950	728	723	30,900	30,950	828	801
24,950	25,000	647	647	27,950	28,000	729	725	30,950	31,000	830	802
\$25,000 Your Tax Is				\$28,000 Your Tax Is				\$31,000 Your Tax Is			
25,000	25,050	648	648	28,000	28,050	731	726	31,000	31,050	831	804
25,050	25,100	649	649	28,050	28,100	733	727	31,050	31,100	833	805
25,100	25,150	651	651	28,100	28,150	734	728	31,100	31,150	835	806
25,150	25,200	652	652	28,150	28,200	736	730	31,150	31,200	836	807
25,200	25,250	653	653	28,200	28,250	738	731	31,200	31,250	838	809
25,250	25,300	655	655	28,250	28,300	739	732	31,250	31,300	840	810
25,300	25,350	656	656	28,300	28,350	741	734	31,300	31,350	841	811
25,350	25,400	657	657	28,350	28,400	743	735	31,350	31,400	843	813
25,400	25,450	659	659	28,400	28,450	744	736	31,400	31,450	845	814
25,450	25,500	660	660	28,450	28,500	746	738	31,450	31,500	846	815
25,500	25,550	661	661	28,500	28,550	748	739	31,500	31,550	848	816
25,550	25,600	662	662	28,550	28,600	749	740	31,550	31,600	850	818
25,600	25,650	664	664	28,600	28,650	751	741	31,600	31,650	851	819
25,650	25,700	665	665	28,650	28,700	753	743	31,650	31,700	853	820
25,700	25,750	666	666	28,700	28,750	754	744	31,700	31,750	855	822
25,750	25,800	668	668	28,750	28,800	756	745	31,750	31,800	856	823
25,800	25,850	669	669	28,800	28,850	758	747	31,800	31,850	858	824
25,850	25,900	670	670	28,850	28,900	759	748	31,850	31,900	860	826
25,900	25,950	671	671	28,900	28,950	761	749	31,900	31,950	861	827
25,950	26,000	673	673	28,950	29,000	763	750	31,950	32,000	863	828
\$26,000 Your Tax Is				\$29,000 Your Tax Is				\$32,000 Your Tax Is			
26,000	26,050	674	674	29,000	29,050	764	752	32,000	32,050	865	829
26,050	26,100	675	675	29,050	29,100	766	753	32,050	32,100	866	831
26,100	26,150	677	677	29,100	29,150	768	754	32,100	32,150	868	832
26,150	26,200	678	678	29,150	29,200	769	756	32,150	32,200	870	833
26,200	26,250	679	679	29,200	29,250	771	757	32,200	32,250	871	835
26,250	26,300	681	681	29,250	29,300	773	758	32,250	32,300	873	836
26,300	26,350	682	682	29,300	29,350	774	760	32,300	32,350	875	837
26,350	26,400	683	683	29,350	29,400	776	761	32,350	32,400	876	839
26,400	26,450	684	684	29,400	29,450	778	762	32,400	32,450	878	840
26,450	26,500	686	686	29,450	29,500	779	763	32,450	32,500	880	841
26,500	26,550	687	687	29,500	29,550	781	765	32,500	32,550	881	842
26,550	26,600	689	688	29,550	29,600	783	766	32,550	32,600	883	844
26,600	26,650	690	690	29,600	29,650	784	767	32,600	32,650	885	845
26,650	26,700	691	691	29,650	29,700	786	769	32,650	32,700	886	846
26,700	26,750	692	692	29,700	29,750	788	770	32,700	32,750	888	848
26,750	26,800	693	693	29,750	29,800	789	771	32,750	32,800	890	849
26,800	26,850	695	695	29,800	29,850	791	772	32,800	32,850	891	850
26,850	26,900	696	696	29,850	29,900	793	774	32,850	32,900	893	851
26,900	26,950	697	697	29,900	29,950	794	775	32,900	32,950	895	853
26,950	27,000	699	699	29,950	30,000	796	776	32,950	33,000	896	854

At least	But less than	Single or Married Filing Separately	Married Filing Jointly or Head of Household	At least	But less than	Single or Married Filing Separately	Married Filing Jointly or Head of Household	At least	But less than	Single or Married Filing Separately	Married Filing Jointly or Head of Household
\$33,000		Your Tax Is		\$36,000		Your Tax Is		\$39,000		Your Tax Is	
33,000	33,050	898	855	36,000	36,050	998	933	39,000	39,050	1,098	1,011
33,050	33,100	900	857	36,050	36,100	1,000	934	39,050	39,100	1,100	1,012
33,100	33,150	901	858	36,100	36,150	1,002	936	39,100	39,150	1,102	1,013
33,150	33,200	903	859	36,150	36,200	1,003	937	39,150	39,200	1,103	1,015
33,200	33,250	905	861	36,200	36,250	1,005	938	39,200	39,250	1,105	1,016
33,250	33,300	906	862	36,250	36,300	1,007	940	39,250	39,300	1,107	1,017
33,300	33,350	908	863	36,300	36,350	1,008	941	39,300	39,350	1,108	1,019
33,350	33,400	910	864	36,350	36,400	1,010	942	39,350	39,400	1,110	1,020
33,400	33,450	911	866	36,400	36,450	1,012	943	39,400	39,450	1,112	1,021
33,450	33,500	913	867	36,450	36,500	1,013	945	39,450	39,500	1,113	1,022
33,500	33,550	915	868	36,500	36,550	1,015	946	39,500	39,550	1,115	1,024
33,550	33,600	916	870	36,550	36,600	1,017	947	39,550	39,600	1,117	1,025
33,600	33,650	918	871	36,600	36,650	1,018	949	39,600	39,650	1,118	1,026
33,650	33,700	920	872	36,650	36,700	1,020	950	39,650	39,700	1,120	1,028
33,700	33,750	921	873	36,700	36,750	1,022	951	39,700	39,750	1,122	1,029
33,750	33,800	923	875	36,750	36,800	1,023	952	39,750	39,800	1,123	1,030
33,800	33,850	925	876	36,800	36,850	1,025	954	39,800	39,850	1,125	1,031
33,850	33,900	926	877	36,850	36,900	1,027	955	39,850	39,900	1,127	1,033
33,900	33,950	928	879	36,900	36,950	1,028	956	39,900	39,950	1,128	1,034
33,950	34,000	930	880	36,950	37,000	1,030	958	39,950	40,000	1,130	1,035
\$34,000		Your Tax Is		\$37,000		Your Tax Is		\$40,000		Your Tax Is	
34,000	34,050	931	881	37,000	37,050	1,032	959	40,000	40,050	1,132	1,037
34,050	34,100	933	883	37,050	37,100	1,033	960	40,050	40,100	1,134	1,038
34,100	34,150	935	884	37,100	37,150	1,035	962	40,100	40,150	1,135	1,039
34,150	34,200	936	885	37,150	37,200	1,037	963	40,150	40,200	1,137	1,041
34,200	34,250	938	886	37,200	37,250	1,038	964	40,200	40,250	1,139	1,042
34,250	34,300	940	888	37,250	37,300	1,040	965	40,250	40,300	1,140	1,043
34,300	34,350	941	889	37,300	37,350	1,042	967	40,300	40,350	1,142	1,044
34,350	34,400	943	890	37,350	37,400	1,043	968	40,350	40,400	1,144	1,046
34,400	34,450	945	892	37,400	37,450	1,045	969	40,400	40,450	1,145	1,047
34,450	34,500	946	893	37,450	37,500	1,047	971	40,450	40,500	1,147	1,048
34,500	34,550	948	894	37,500	37,550	1,048	972	40,500	40,550	1,149	1,050
34,550	34,600	950	895	37,550	37,600	1,050	973	40,550	40,600	1,150	1,051
34,600	34,650	951	897	37,600	37,650	1,052	974	40,600	40,650	1,152	1,052
34,650	34,700	953	898	37,650	37,700	1,053	976	40,650	40,700	1,154	1,053
34,700	34,750	955	899	37,700	37,750	1,055	977	40,700	40,750	1,155	1,055
34,750	34,800	956	901	37,750	37,800	1,057	978	40,750	40,800	1,157	1,056
34,800	34,850	958	902	37,800	37,850	1,058	980	40,800	40,850	1,159	1,057
34,850	34,900	960	903	37,850	37,900	1,060	981	40,850	40,900	1,160	1,059
34,900	34,950	961	905	37,900	37,950	1,062	982	40,900	40,950	1,162	1,060
34,950	35,000	963	906	37,950	38,000	1,063	984	40,950	41,000	1,164	1,061
\$35,000		Your Tax Is		\$38,000		Your Tax Is		\$41,000		Your Tax Is	
35,000	35,050	965	907	38,000	38,050	1,065	985	41,000	41,050	1,165	1,063
35,050	35,100	967	908	38,050	38,100	1,067	986	41,050	41,100	1,167	1,064
35,100	35,150	968	910	38,100	38,150	1,068	987	41,100	41,150	1,169	1,065
35,150	35,200	970	911	38,150	38,200	1,070	989	41,150	41,200	1,170	1,066
35,200	35,250	972	912	38,200	38,250	1,072	990	41,200	41,250	1,172	1,068
35,250	35,300	973	914	38,250	38,300	1,073	991	41,250	41,300	1,174	1,069
35,300	35,350	975	915	38,300	38,350	1,075	993	41,300	41,350	1,175	1,070
35,350	35,400	977	916	38,350	38,400	1,077	994	41,350	41,400	1,177	1,072
35,400	35,450	978	918	38,400	38,450	1,078	995	41,400	41,450	1,179	1,073
35,450	35,500	980	919	38,450	38,500	1,080	997	41,450	41,500	1,180	1,074
35,500	35,550	982	920	38,500	38,550	1,082	998	41,500	41,550	1,182	1,075
35,550	35,600	983	921	38,550	38,600	1,083	999	41,550	41,600	1,184	1,077
35,600	35,650	985	923	38,600	38,650	1,085	1,000	41,600	41,650	1,185	1,078
35,650	35,700	987	924	38,650	38,700	1,087	1,002	41,650	41,700	1,187	1,079
35,700	35,750	988	925	38,700	38,750	1,088	1,003	41,700	41,750	1,189	1,081
35,750	35,800	990	927	38,750	38,800	1,090	1,004	41,750	41,800	1,190	1,082
35,800	35,850	992	928	38,800	38,850	1,092	1,006	41,800	41,850	1,192	1,083
35,850	35,900	993	929	38,850	38,900	1,093	1,007	41,850	41,900	1,194	1,085
35,900	35,950	995	930	38,900	38,950	1,095	1,008	41,900	41,950	1,195	1,086
35,950	36,000	997	932	38,950	39,000	1,097	1,009	41,950	42,000	1,197	1,087

At least	But less than	Single or Married Filing Separately	Married Filing Jointly or Head of Household	At least	But less than	Single or Married Filing Separately	Married Filing Jointly or Head of Household	At least	But less than	Single or Married Filing Separately	Married Filing Jointly or Head of Household
\$42,000 Your Tax Is				\$45,000 Your Tax Is				\$48,000 Your Tax Is			
42,000	42,050	1,199	1,088	45,000	45,050	1,299	1,166	48,000	48,050	1,399	1,244
42,050	42,100	1,200	1,090	45,050	45,100	1,301	1,167	48,050	48,100	1,401	1,245
42,100	42,150	1,202	1,091	45,100	45,150	1,302	1,169	48,100	48,150	1,402	1,246
42,150	42,200	1,204	1,092	45,150	45,200	1,304	1,170	48,150	48,200	1,404	1,248
42,200	42,250	1,205	1,094	45,200	45,250	1,306	1,171	48,200	48,250	1,406	1,249
42,250	42,300	1,207	1,095	45,250	45,300	1,307	1,173	48,250	48,300	1,407	1,250
42,300	42,350	1,209	1,096	45,300	45,350	1,309	1,174	48,300	48,350	1,409	1,252
42,350	42,400	1,210	1,098	45,350	45,400	1,311	1,175	48,350	48,400	1,411	1,253
42,400	42,450	1,212	1,099	45,400	45,450	1,312	1,177	48,400	48,450	1,412	1,254
42,450	42,500	1,214	1,100	45,450	45,500	1,314	1,178	48,450	48,500	1,414	1,256
42,500	42,550	1,215	1,101	45,500	45,550	1,316	1,179	48,500	48,550	1,416	1,257
42,550	42,600	1,217	1,103	45,550	45,600	1,317	1,180	48,550	48,600	1,417	1,258
42,600	42,650	1,219	1,104	45,600	45,650	1,319	1,182	48,600	48,650	1,419	1,259
42,650	42,700	1,220	1,105	45,650	45,700	1,321	1,183	48,650	48,700	1,421	1,261
42,700	42,750	1,222	1,107	45,700	45,750	1,322	1,184	48,700	48,750	1,422	1,262
42,750	42,800	1,224	1,108	45,750	45,800	1,324	1,186	48,750	48,800	1,424	1,263
42,800	42,850	1,225	1,109	45,800	45,850	1,326	1,187	48,800	48,850	1,426	1,265
42,850	42,900	1,227	1,110	45,850	45,900	1,327	1,188	48,850	48,900	1,427	1,266
42,900	42,950	1,229	1,112	45,900	45,950	1,329	1,189	48,900	48,950	1,429	1,267
42,950	43,000	1,230	1,113	45,950	46,000	1,331	1,191	48,950	49,000	1,431	1,268
\$43,000 Your Tax Is				\$46,000 Your Tax Is				\$49,000 Your Tax Is			
43,000	43,050	1,232	1,114	46,000	46,050	1,332	1,192	49,000	49,050	1,432	1,270
43,050	43,100	1,234	1,116	46,050	46,100	1,334	1,193	49,050	49,100	1,434	1,271
43,100	43,150	1,235	1,117	46,100	46,150	1,336	1,195	49,100	49,150	1,436	1,272
43,150	43,200	1,237	1,118	46,150	46,200	1,337	1,196	49,150	49,200	1,437	1,274
43,200	43,250	1,239	1,120	46,200	46,250	1,339	1,197	49,200	49,250	1,439	1,275
43,250	43,300	1,240	1,121	46,250	46,300	1,341	1,199	49,250	49,300	1,441	1,276
43,300	43,350	1,242	1,122	46,300	46,350	1,342	1,200	49,300	49,350	1,442	1,278
43,350	43,400	1,244	1,123	46,350	46,400	1,344	1,201	49,350	49,400	1,444	1,279
43,400	43,450	1,245	1,125	46,400	46,450	1,346	1,202	49,400	49,450	1,446	1,280
43,450	43,500	1,247	1,126	46,450	46,500	1,347	1,204	49,450	49,500	1,447	1,281
43,500	43,550	1,249	1,127	46,500	46,550	1,349	1,205	49,500	49,550	1,449	1,283
43,550	43,600	1,250	1,129	46,550	46,600	1,351	1,206	49,550	49,600	1,451	1,284
43,600	43,650	1,252	1,130	46,600	46,650	1,352	1,208	49,600	49,650	1,452	1,285
43,650	43,700	1,254	1,131	46,650	46,700	1,354	1,209	49,650	49,700	1,454	1,287
43,700	43,750	1,255	1,132	46,700	46,750	1,356	1,210	49,700	49,750	1,456	1,288
43,750	43,800	1,257	1,134	46,750	46,800	1,357	1,211	49,750	49,800	1,457	1,289
43,800	43,850	1,259	1,135	46,800	46,850	1,359	1,213	49,800	49,850	1,459	1,290
43,850	43,900	1,260	1,136	46,850	46,900	1,361	1,214	49,850	49,900	1,461	1,292
43,900	43,950	1,262	1,138	46,900	46,950	1,362	1,215	49,900	49,950	1,462	1,293
43,950	44,000	1,264	1,139	46,950	47,000	1,364	1,217	49,950	50,000	1,464	1,294
\$44,000 Your Tax Is				\$47,000 Your Tax Is				 <p>End of Optional Tables</p>			
44,000	44,050	1,265	1,140	47,000	47,050	1,366	1,218				
44,050	44,100	1,267	1,142	47,050	47,100	1,367	1,219				
44,100	44,150	1,269	1,143	47,100	47,150	1,369	1,221				
44,150	44,200	1,270	1,144	47,150	47,200	1,371	1,222				
44,200	44,250	1,272	1,145	47,200	47,250	1,372	1,223				
44,250	44,300	1,274	1,147	47,250	47,300	1,374	1,224				
44,300	44,350	1,275	1,148	47,300	47,350	1,376	1,226				
44,350	44,400	1,277	1,149	47,350	47,400	1,377	1,227				
44,400	44,450	1,279	1,151	47,400	47,450	1,379	1,228				
44,450	44,500	1,280	1,152	47,450	47,500	1,381	1,230				
44,500	44,550	1,282	1,153	47,500	47,550	1,382	1,231				
44,550	44,600	1,284	1,154	47,550	47,600	1,384	1,232				
44,600	44,650	1,285	1,156	47,600	47,650	1,386	1,233				
44,650	44,700	1,287	1,157	47,650	47,700	1,387	1,235				
44,700	44,750	1,289	1,158	47,700	47,750	1,389	1,236				
44,750	44,800	1,290	1,160	47,750	47,800	1,391	1,237				
44,800	44,850	1,292	1,161	47,800	47,850	1,392	1,239				
44,850	44,900	1,294	1,162	47,850	47,900	1,394	1,240				
44,900	44,950	1,295	1,164	47,900	47,950	1,396	1,241				
44,950	45,000	1,297	1,165	47,950	48,000	1,397	1,243				

2020 Arizona Tax Tables X and Y

Full-Year Residents:

If your taxable income is less than \$50,000, use the Optional Tax Tables to figure your tax.

If your taxable income is \$50,000 or more, you **must** use Tax Table X or Y to figure your tax.

Note: If your taxable income is \$50,000 or more, you cannot use Form 140EZ or Form 140A to file for 2020. In this case, you must file using Form 140.

All Part-Year Residents and Nonresidents:

Use Tax Tables X or Y to figure your tax.

Table X – Use Table X if your filing status is Single or Married Filing Separate

(a) If taxable income is:		(b) Taxable income. Enter the amount of your taxable income from Form: • 140, line 45 • 140NR, line 55 • 140PY, line 55	(c) Multiply the amount entered in column (b) by	(d) Enter the result	(e) Subtract	(f) Your tax. Round the difference and enter this amount on your tax form: • 140, line 46 • 140NR, line 56 • 140PY, line 56
Over	But not Over					
\$0	\$27,272		X .0259	=	- \$0	=
\$27,272	\$54,544		X .0334	=	- \$205	=
\$54,544	\$163,632		X .0417	=	- \$657	=
\$163,632	and over		X .0450	=	- \$1,197	=

Table Y – Use Table Y if your filing status is Married Filing Joint or Head of Household

(a) If taxable income is:		(b) Taxable income. Enter the amount of your taxable income from Form: • 140, line 45 • 140NR, line 55 • 140PY, line 55	(c) Multiply the amount entered in column (b) by	(d) Enter the result	(e) Subtract	(f) Your tax. Round the difference and enter this amount on your tax form: • 140, line 46 • 140NR, line 56 • 140PY, line 56
Over	But not Over					
\$0	\$54,544		X .0259	=	- \$0	=
\$54,544	\$109,088		X .0334	=	- \$409	=
\$109,088	\$327,263		X .0417	=	- \$1,315	=
\$327,263	and over		X .0450	=	- \$2,394	=

THIS PAGE INTENTIONALLY LEFT BLANK

**YOU MAY QUALIFY TO FILE YOUR FEDERAL AND ARIZONA INDIVIDUAL
INCOME TAX RETURNS FOR FREE!!!**



www.azdor.gov

Go to our website at www.azdor.gov and
click on E-file Your Taxes for Free
found in the Individual box

**BE SURE TO USE WWW.AZDOR.GOV TO ACCESS YOUR PREFERRED SOFTWARE
VENDOR TO ENSURE FREE FILING FOR YOUR FEDERAL AND STATE RETURNS.**

Do-It-Yourself using the Internet



Arizona wants to reunite you
with your unclaimed, lost or
forgotten assets.

- Uncashed payroll, dividend or cashier's checks
- Stocks, mutual fund accounts, bonds
- Bank accounts and safe deposit box contents
- Insurance proceeds
- Court deposits, trust funds, escrow accounts

To find out if we have unclaimed property for you
visit our web site www.azunclaimed.gov

State of Arizona Unclaimed Property Unit, (602) 364-0380 Toll Free 1-877-492-9957



Free Federal and State Tax
Preparation for taxpayers who are:

- Elderly
- Americans with Disabilities
- Low Income

For Locations, call 211
or go to

www.211arizona.org



Faster refunds when you E-File
and select the Direct Deposit
option!



DO YOU QUALIFY FOR AN ARIZONA TAXCREDIT?

You may claim the INCREASED EXCISE TAX CREDIT if:

- you are an Arizona resident
- you are not claimed as a dependent by any other taxpayer
- your federal adjusted gross income was \$ 25,000 or less (\$12,500 if single)
- you were not sentenced for at least 60 days of 2020 to a county, state or federal prison

Up to
\$100
per household

CONTENTS 140

CREDITS

Credits from Form 301 17, 20
 Family income tax credit 19
 Increased excise tax credit ... 21, 22
 Property tax credit..... 22
 Credit for taxes paid to another state or country 20

DEDUCTIONS

Itemized deductions 17
 Standard deduction 17

EXEMPTIONS

Age 65 or older..... 6, 16
 Blind..... 6, 16
 Dependents..... 7, 18
 Qualifying parents and grandparents..... 6, 17

FILING INFORMATION

Do you have to file 1
 Estimated tax..... 23
 Filing extensions..... 3
 Penalties and interest 3
 When to file..... 2
 Mailing your return 26

FILING STATUS

All filing statuses 5, 6

INCOME

Additions to income 8-10
 Federal adjusted gross income..... 8
 Subtractions from income.... 10-16

TAX TABLES

Optional tax tables..... 29
 Tables X and Y 35

QUICK AND EASY ACCESS TO TAX HELP AND FORMS



PERSONAL COMPUTER

You may use a personal computer and modem to get the forms and information you need at www.azdor.gov, including:

- Forms and Instructions
- Publications
- Tax Rulings and Procedures
- Other General Tax Information



PHONE

Phoenix..... (602) 255-3381
 Toll-free from area codes 520 and 928..... (800) 352-4090

WALK-IN SERVICE

You may get forms and information at any of our offices. Due to COVID-19, ADOR's in-person lobby services are by appointment only.



Visit azdor.gov for latest updates on lobby restrictions.

We have offices at the following locations:

Phoenix
 1600 West Monroe Street
 Phoenix, AZ 85007

Tucson
 400 West Congress
 Tucson, AZ 85701

Reasonable accommodations for any person with a disability can be made.

Did You Know?

Tax software does all the hard work for you! The software:

- Calculates Tax
- Does the Math
- Selects Forms and Schedules
- Makes Complex Returns Simple
- Checks for Errors Before You File
- E-Files the IRS and AZ Returns at the same time
- Gives Proof of E-Filing



www.azdor.gov

**FREE
E-File
Available**